

# Magic of

# Colour



*Facilitated by Penni*

082 900-8024 email: [penni@divine-space.com](mailto:penni@divine-space.com)

Website: [www.divine-space.com](http://www.divine-space.com)

# *The Magic of Colour™ Therapy*

## **Introduction**

Colour Therapy harnesses the energies of light and the colour spectrum to assist in restoring the emotional balance which has created physical disharmony.

Colour therapy is not new to the 20<sup>th</sup> century. This amazing form of healing was applied in the Healing Temples of light and colour at Eliopoulos in Egypt, in ancient Greece, China and India. We are simply re-remembering the healing and balancing power of colour that were used in the past, and using it in a form that works for us right now.

Even in this day and age, colour therapy has been kept almost a closed secret, and only those that had knowledge of it, as well as the financial independence which allowed them to see a therapist, were privy to its amazing benefits.

The time for this is over. Every tool possible is now needed to help the earth and people on it to take responsibility for their own healing.

Colour can be used in many ways, examples of these are:

- the use of tinctures (charging water with specific colours and sunlight)
- the healing power of crystals,
- the beauty of nature, by extracting the flower, herb and plant essences.
- Vibrational healing resonance of colour

The **Oils and Angels sprays** combines all of the above, together with sacred geometry to create a 4 sided pyramid of light to support the healing process. This gentle system allows the individual to choose from one of the magnificently coloured bottles, simply by the colour that draws their attention.

Their higher self will guide them in their choice, because it knows what issues they are ready and willing to work with. Just like an onion with its many layers, we have many issues to work through. The choice of colour and the use of the product will guide you in removing the layers.

Each colour gives insight into the emotions, physical well-being and mental attitude. When sharing your understanding of that particular colour with them, you will be amazed at how relevant the issue is for them at that particular time. Should they be more left brain, they are welcome to read the notes related to each oil, and to choose the one they feel will be most beneficial.

Using the oil on your body or in the bath affects both the aura, and the chakric system.

## Colour & Light

Everyone has an opinion on colour, and is affected by it, as it is intimately tied to our entire lives. We use colours to describe how we are feeling all the time. Take some time to think of how we use it in our vocabulary, i.e. She has the blues today

In the workshop you will learn how to use colour to enhance your lives.

Light creates colour and form and is produced by the sun in different wavelengths. When these light waves bounce off different objects, they create the sensation of light. This means that everything we see is reflected light. Low frequency light waves register in our brains as the colour red, whereas high frequency wavelengths are perceived as the colour violet.

Because the molecular structure and pigmentation of objects vary, the light rays become mixed and absorbed, and reflect in varying speeds and intensity. Objects that appear dark to us have absorbed more of the light rays – and therefore don't reflect as much of the light. Lighter objects obviously reflect more light, and seem brighter.

This means that when light is broken down, either reflected or absorbed into different wavelengths, we see it as the different colours of the rainbow. An example of this is when a green leaf has the sun shining on to it: all the colours are absorbed by the leaf, except for the colour green, which is reflected back to us.

### How Does Colour relate to Humans?

To understand how colour can heal, we must begin to see ourselves as an energy system. Everything in existence has a vibration, which is a result of the amount of movement of the electrons and protons. This includes inanimate objects, animals, plants and humans. The human body however, comprises many energy fields which surround, emanate from and interact with the physical body and its functions.

Vibrational medicine, such as that used in the **Antanea Technique** system, combines the entire spectrum of healing possibilities using natural elements. Movement, sound, touch and colour are used to nourish the human energy system and aid the body in recovering its own balance of health. In this natural way, consciousness is evolved as the body heals.

True healing is only complete when the cause of the condition or illness is addressed and transformed. In most cases, emotional pain or trauma of some sort which is ignored, eventually manifests in a physical ailment. Most allopathic healing only looks at the physical imbalance. If not addressed, that which brought about the need for healing in the first place will resurface and manifest itself within the body in one form or another.

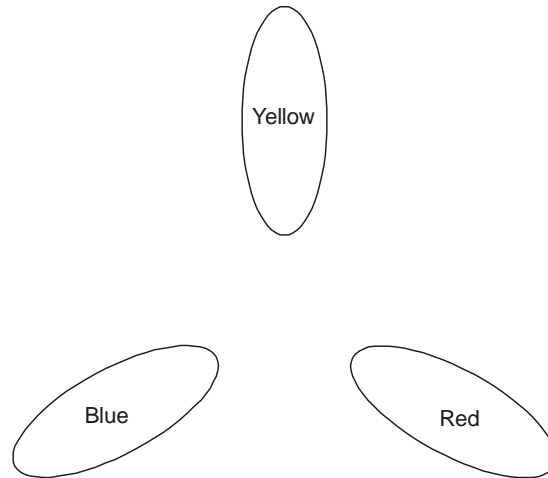
### **Why do we keep creating this phenomenon?**

This is simply our Soul giving us the opportunity to heal. Healing the issue allows us to move forward with a lighter load to carry. Eventually the load will be non-existent and then we will be able to fly.

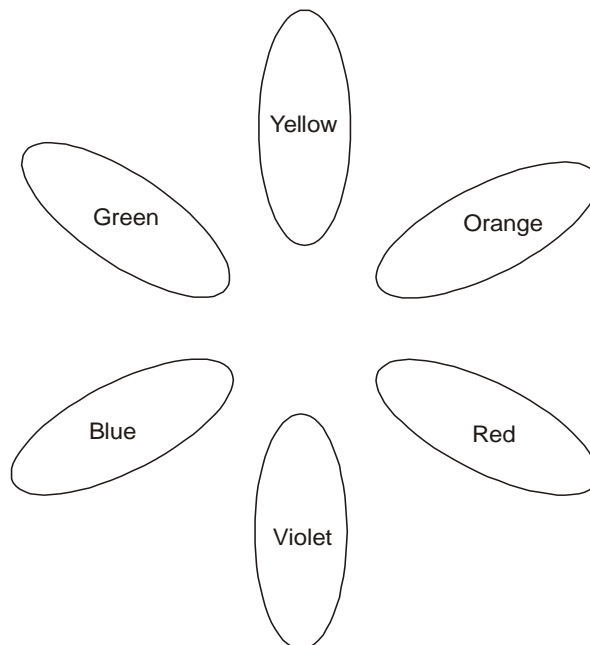
The use of vibrational medicine, which includes colour, light, crystals, plants, heat and sound, creates a subtle energy stimuli that interacts with the energy system of the human body and helps to stabilize it on many different levels. By providing the correct focus of energy or colour to the affected area, it begins to correct the balance. Once balance is restored, we can more effectively rid ourselves of toxins and negative patterns that inhibit our lives. Not only is it effective in healing but also in stimulating deeper levels of consciousness.

## The Colour Wheel

The myriad spectrum of colours can be broken down into three categories. First there are the initial 3 primary colours of Blue, Red and Yellow. These are the foundation from which almost all other colours are derived.



When combining these 3 colours, we form the **secondary colours**. Combining equal quantities of 2 of the above colours creates this new dynamic. So if we combine red and yellow in equal proportions we create the colour orange. Yellow and blue brings about the colour green, and combining red and blue gives us violet. Thus the secondary colour holds a little of the information and energy of the 2 primary colours.



**Tertiary colours** are formed by the combination of a primary and a secondary colour. They are combined using 2/3 thirds of the primary colour closest to it with 1/3 of the primary furthest away. eg: Magenta is 2/3 red with 1/3 blue; coral is 2/3 red (pink) plus 1/3 yellow.



The depth of the colour depends on the amount of light that is added. When shining the light on any issue, it intensifies it. This makes the properties of the lighter or pastel shades much more powerful than the deeper colours.

Remember – white is a reflection of all the colours – therefore it includes the entire spectrum. Black absorbs all the colours, and therefore also includes them all.

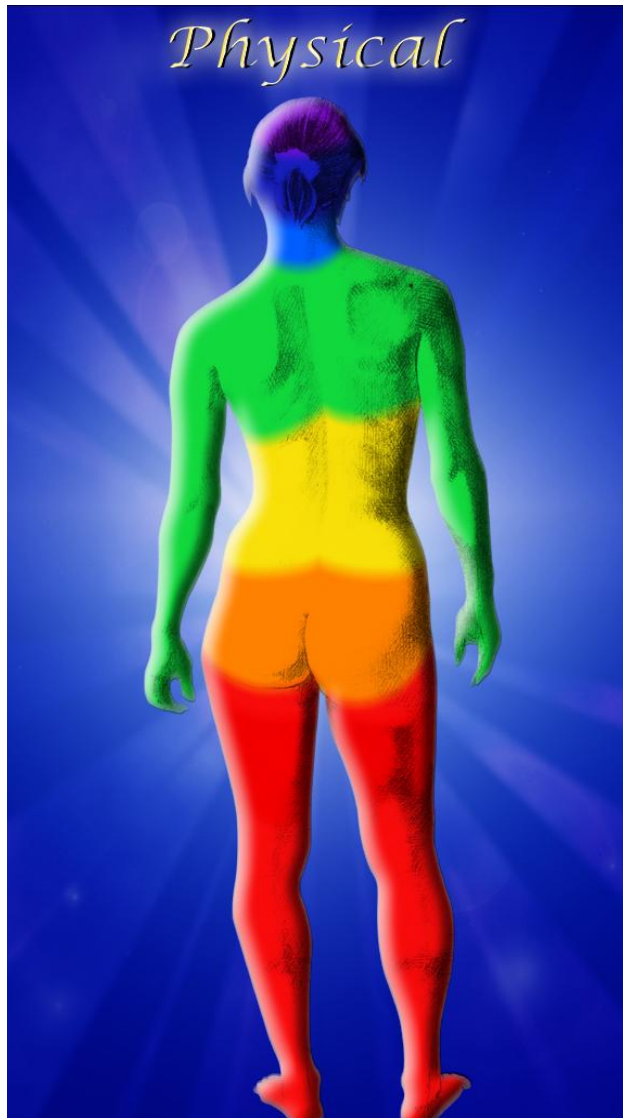
## Chakras and Colours

Chakra is a Sanskrit word meaning “Wheel or Circle of Light” and refers to one of the 7 major energy centers, which spins like a wheel through and around the body. Each one of these energy centers has a specific purpose in the healthy functioning of our bodies. Each chakra varies in colour, size, shape, rotation or spin, and the amount of energy that is produced by the chakra. These characteristics all affect the auric field. The chakra is “blocked” when the energy flow is restricted – thereby causing dis-ease.

As the chakra spins, it creates its own electromagnetic field, which combines with the fields generated by the other chakra to produce the auric field. The amount of energy produced by either one or more chakras dominates the auric field. Therefore, if someone is in a highly emotional state when the second chakra is dominant, the auric field will be predominantly orange, while someone who is very creative (utilizing the 5<sup>th</sup> chakra) will have a predominance of blue in their auric field.

Five of the major chakras are in alignment with the spine, while the sixth is located between the eyebrows, and the seventh is just above the crown of the head. The size of the chakras is dependent on the individual’s personal development. In an underdeveloped person, the chakras would be small in size, slow in movement and dull in colour. In a more intelligent, aware or sensitive person, they would be larger, faster in movement and brighter in colour.

## CHAKRAS AND KEYNOTES



### **CROWN CHAKRA – Violet**

Spiritual awareness, grief, connection to God  
Inspiration, depression and sadness

### **THIRD EYE CHAKRA – Indigo**

Subconscious mind. Analytical mind  
Perception, intuition, isolation, loneliness

### **THROAT CHAKRA – Blue**

Communication, trust, speaking your truth  
Peace. Insomnia

### **HEART CHAKRA - Green**

Space, Direction and relationships  
Heals a broken heart .

### **SOLAR PLEXUS CHAKRA – Yellow**

Self confidence, joy and learning  
Stress, fear and skin ailments

### **SACRAL CHAKRA – Orange**

Creativity, deep wisdom, dependency and  
Co-dependency. Shock area in the body

### **BASE CHAKRA – Red**

Energy, vitality and sexuality.  
Movement and change.  
Anger, frustration, lack of energy



## **The Base Chakra – Red**

This is the area of consciousness of the PHYSICAL BODY. All physical sensation, including pleasure or pain, is seated in this area. Powerful emotions such as rage, hatred, revenge and aggression emanate from here. It is situated in the area from the feet to the coccyx and links to the circulatory system as well as any imbalance in the feet, legs, pelvis or genitals. Blood pressure imbalances, blockages, sciatica, blood, iron levels, bone marrow and the lower back.

In addition, all survival needs and self-preservation instincts are influenced by this chakra. It relates to our power, sexuality and the “fire” in our lives; and these all connect to the “Kundalini” (which is depicted as a slumbering snake-like energy that is seated in the coccyx, waiting to be awakened). The aim of raising the Kundalini is to bring about a state of enlightenment and realisation. This must never be undertaken lightly. When a person is mentally, physically and emotionally ready, the energy will rise naturally and safely for his or her own benefit.

### **Identifying and correcting imbalances in this chakra**

**Overactive Base Chakra:** This person may be aggressive, obsessive, unable to recognize limits or boundaries in others, hyperactive, power-hunger or recklessness. NB DO NOT USE RED FOR HIGH BLOOD PRESSURE, as the red will further stimulate. Use blue or green instead. Blue is calming and will slow things down, and green balances the heart which pumps the blood.

**Under-active Base Chakra:** The following characteristics are noted: Manipulative, given up power, possessive, cautious, constantly needing approval and validation, exhausted, stuck and bottles anger. Bottles anger and aggression and then over-reacts at inappropriate times. Use red to balance.

## The Sacral Chakra – Orange

This is the area in the body that links to the adrenal glands which is affected by shock of any kind. When experiencing a shock, which can be caused through abuse, accidents, trauma or operations, the entire aura becomes misplaced. The memory of this is then held in the first part of the aura called the etheric body. To repair this, rub the orange oil down the left hand side of the body, from the ear to the ankle every morning.

This center is linked to the reproductive system, colon, elimination system, kidney, liver, bladder, hips. It is the area in the body that assists with elimination and detoxification. It also links to the muscular system. This colour helps to eradicate the emotional scars of abuse.

### Identifying and correcting imbalances in this chakra

**Overactive Spleen Chakra:** This person thrives on attention and may come across as: selfish, arrogant, proud or conceited. They may also be highly strung. To calm these traits use the pink spray with orange oil, to soften their demeanor.

**Under-active Spleen Chakra:** These people yearn for approval and validation. They may come across as being introverted and co-dependent. They worry about what others think of them, and tend to follow the crowd. Use orange oil.

## The Solar Plexus Chakra – Yellow

This area links to the stomach, digestive system, liver, gall bladder, middle of the back, the nervous system, pancreas and spleen. It assists the body in the assimilation of nutrients and links to acidity in the body. This area is known as the stress area in the body. When under extreme stress, fear or tension, this causes an imbalance of the solar plexus, which often affects the function of the kidneys and liver. This in turn throws toxins out through the skin, creating skin disorders.

This colour is supportive for any weight imbalance; either sides of the scale: being obesity or anorexia as in both cases there is a rejection of self.

This centre is the area where the clairvoyant is able to sense the feelings and emotions of others.

### Identifying and correcting imbalances in this chakra

**Overactive Solar Plexus:** This personality tends to be stressed, judgmental and critical. You may even find them to be egotistical and stubborn and can't settle down. Use yellow oil to help them find balance and joy in life.

**Under-active Solar Plexus:** On top of being stressed, this person may be filled with anxiety, fears and confusion. They are self-critical and reject themselves, lacking confidence, and often feel isolated. They may experience psychosomatic illnesses, as they feel this is the only way to receive the attention they need, this is often a subconscious pattern. Use yellow to balance.

## The Heart Chakra – Green

This centre associates with the air element, and the sense of touch.

The physical associations are the heart and lungs as well as the respiratory, immune and circulatory systems, breasts and chest area of the body, as well as the upper back. This center is influential in the function of the thymus gland and the entire immune system of the body.

The more this center is opened and balanced the more we bring about a sense of unconditional, undemanding, spiritual love. They have a love of nature and animals, and need space. This centre mediates and balances the activities of all the other chakras. If shut down it will also affect other chakras.

### Identifying and correcting imbalances in this chakra

**Overactive Heart Chakra:** This personality will come across as overconfident, jealous and envious. They may blame others for their lot in life. They will be dominant and controlling in relationships. Use green.

**Under-active Heart Chakra:** This person may lack self worth and self-love, crave confirmation, be possessive, and have given up their will. They have no boundaries, and see themselves as a constant victim or doormat. Use green.

## The Throat Chakra – Blue

This area relates to the throat, neck, jaw-line, glands and thyroid. As it is a rescue remedy it assists for: Sleep, fevers and flu. Pain, infection, arthritis, gout, inflammation – can be used on the pain site anywhere on the body.

A stiff inflexible neck indicates an inflexibility or inability to see things from different perspectives. The throat area is linked to communication. If this area is imbalanced, it indicates an individual who is an introvert and whose main aim is to keep the peace. Such a person often swallows his/her words and this causes sore throats or stiff necks. His/her mind is constantly active and they may have difficulty falling asleep.

### Identifying and correcting imbalances in this chakra

**Overactive Throat Chakra:** This personality type could be analytical, fanatical, domineering, over reactive, negative or hyperactive. Use a combination of the pink and blue oils to bring balance.

**Under-active Throat Chakra:** You could find these people to be stubborn, moody, resistant to change or slow to respond. They repress what they need to verbalise and often surrenders to another's will. Use blue oil.

## **The Third Eye/Brow Chakra – Indigo / Royal Blue**

This center receives the commands or guidance from the higher self. It is situated at the center of the brow, over the area known as the third eye. It is linked to that level of the subconscious mind, which controls intuitive perceptions, creative imagination and visualization. It also links to the immune system.

Physically, it relates to the eyes, ears, nose, sinuses, headaches, face, memory and brain, as well as the pituitary gland.

### **Identifying and correcting imbalances in this chakra**

**Overactive Brow Chakra:** Such a person may be analytical, impatient and belligerent. Worrisome and anti-social. Use coral and indigo.

**Under-active Brow Chakra:** People in this category often can be described as being forgetful, introverted, worrisome and self doubting. Use indigo.

## **The Crown Chakra – Violet**

This chakra is situated around the crown of the head. Violet can lead us into a realm of spiritual awareness where it becomes the last gateway through which we must pass in order to become united with our true self or divine inner being. If this chakra is underdeveloped the individual may have little or no self-love.

This chakra influences the pineal gland, which regulates the body's biological clock. It regulates aging, sleep inducement and moods. For headaches or migraines on the top of the head, the mind, brain, endocrine system, depression and soul rejuvenation.

### **Identifying and correcting imbalances in this chakra**

**Overactive Crown Chakra:** The key characteristics are: They feel self-important and indispensable. They may have huge Spiritual egos where they would like to be put on a pedestal. Use yellow and violet.

**Under-active Crown Chakra:** These people could have a negative self image, feeling misunderstood, experiencing self denial and shame. They may also be going through a time of deep grief. Use violet.

## The Gift of Colour

Working with colour in healing or counseling means that you need to understand the properties of each colour. Try to tune into the colour, and become more colour sensitive.

As each person is an individual, they will resonate in their own way to the colours.

Get to know the key words associated with each colour, as you will build on these when doing your colour readings. Add to them as you understand more about each colour.

Remember that every colour has both a positive and a challenge aspect to them – like flip sides of the coin. It is important to be aware of both as, in the system of colour analysis that I will share with you, the different aspects come into play in relation to different times of the person's existence.

### Red

#### **Positive aspects:**

---

---

---

#### **Challenge aspects:**

---

---

---

### Coral

#### **Positive aspects:**

---

---

---

#### **Challenge aspects:**

---

---

---

**Orange**

**Positive aspects:**

---

---

---

**Challenge aspects:**

---

---

---

**Gold**

**Positive aspects:**

---

---

---

**Challenge aspects:**

---

---

---

**Yellow**

**Positive aspects:**

---

---

---

**Challenge aspects:**

---

---

---

**Green**

**Positive aspects:**

---

---

---

---

**Challenge aspects:**

---

---

---

---

**Turquoise**

**Positive aspects:**

---

---

---

---

**Challenge aspects:**

---

---

---

---

**Blue**

**Positive aspects:**

---

---

---

---

**Challenge aspects:**

---

---

---

---

**Indigo**

**Positive aspects:**

---

---

---

---

**Challenge aspects:**

---

---

---

---

**Violet**

**Positive aspects:**

---

---

---

---

**Challenge aspects:**

---

---

---

---

**Magenta**

**Positive aspects:**

---

---

---

---

**Challenge aspects:**

---

---

---

---



**Pink**

**Positive aspects:**

---

---

---

**Challenge aspects:**

---

---

---

**Pearl**

**Positive aspects:**

---

---

---

**Challenge aspects:**

---

---

---

## COLOUR ASSESSMENTS

The coloured '**Oils of Transformation**' - will be chosen by people who have intense issues that still need to be worked on and released. They support the shift by going down deep and beginning the process of unlocking the buried emotions. Each colour has specific emotions linked to that colour - and, if not looked at and dealt with - these will eventually create physical disharmony - either in the body or in your life. Where these colours are chosen - there is an indication that the client may be stuck in the story or drama related to the colour. They have layers that need to be uncovered and dealt with.

The **Light Matrix** oils are 100% natural and do not have colour added to the oil. Instead they have a coloured label, with high vibrational symbols that will keep the product energised and activated at all times. Because they REFLECT colour and light - their much lighter energy shows our willingness to release all old baggage, so we can literally fly into the new 5th dimensional reality. In all other ways they are made exactly the same as the coloured oils.

The 'Light Matrix' range works on the same colour frequency and issues/emotions as the coloured 'Oils of Transformation', but show a willingness to let go of the heavy third dimensional past reality, so that you can step easily and effortlessly into a new lighter 5th dimensional reality. The colour is not absorbed in this range, but is reflected and refracted. They are like a breath of fresh air entering your spirit, while at the same time weaving a net of light support and protection around the body. They also have the added support and strength of the Infinity keys - which are like windows into each bottle, anchoring that additional information within the oil

Where the **Angels of Transformation** sprays have been chosen - this is an indication of either a lighter or higher energetic support - or perhaps the person not willing to do the work themselves, and asking the Angels to do it for them - you will only discern this by chatting to the person about the issue to uncover the truth.

## RED PATH:

### Leading question:

*The leading question helps you to establish whether to focus on the Positive or Challenge aspects of the colour.*

Tell me about your financial state. Do you have difficulty making ends meet (share challenge aspects) or have you always found it easy to manifest what you need? (share positive aspects)

### Positive attributes:

This colour indicates an amazing ability to make anything work in your life. You have the passion and drive to make a success of anything you touch, and this is because you don't sit back and wait for it to happen. You take the bull by the horns and put the effort into it. You have vision and drive and are an optimist. You are easily able to manifest whatever you need to survive.

Choice of this colour is a confirmation that you have been walking in faith, following Divine Guidance and are on the right path

### Challenges:

Life seems to have been an uphill struggle. You feel depleted and tired a lot. Things in the pipeline around you feel stuck and are not moving. You spend a lot of time focusing on the financial side of life either because you can't seem to get out of your financial difficulties, no matter how hard you work, or because you have a yearning to succeed against all odds. In doing this you put far too much time and energy into climbing to the top. You need to find balance in life, making time for fun, family and friends.

You may have no energy or passion left in life. You find you are either too submissive, giving up your power, or react aggressively.

You may find yourself dis-interested or over obsessive with regard to intimate or sexual relationships. *Using this oil reconnects with your self will, helps to overcome the exhaustion that comes with being a victim and rejuvenates inner strength. It re-connects the etheric body back to the physical body.*

*(Remember the challenges can be turned into positive attributes by using the oil, so include the positive aspects as the potential if they choose to work with this oil.)*

**Physical:** Poor circulation, lack of energy and drive, any imbalance of the legs and feet, sexual dysfunction, low blood pressure, blood - lack of iron, sciatica, blockages, bone marrow

**Emotional/Mental:** Anger, frustration – reactive because of above challenges. Feel stuck. Impulsive, may come across as abrupt, craves excitement, possessive or territorial.

**Future/Potential:** Lots of energy, drive and enthusiasm to make anything work. Then reaping the financial rewards for doing this. see Positive attributes

**Using the Colour:** Refer to these notes when you have decided which colour to give the client. The level of support they will receive, depends on which product has been chosen.

Using this product twice a day will help bring balance in the following ways:

## RED OIL OF TRANSFORMATION:

Red is a stimulating colour which balances the base chakra. It awakens your physical life force, as it warms, activates and grounds the person. It is excellent for poor blood circulation and raises the body temperature. It strengthens the physical will and stimulates deeper passion for life. This colour re-energizes you when you are feeling depleted or stuck. It brings movement to anything that is stuck in your life. Opens the door to abundance and gives you the energy to make things happen.

Rub anywhere from the feet to and hips every morning, or use 10 pumps in the bath (mornings only)

## RED - LIGHT MATRIX OIL

Shines the light onto any area of your life where you hold lack and struggle with abundance. Step into the new light of absolute deservability and know that you can manifest all you need, easily and effortlessly. It instills passion for life and gives you the drive to make things happen. This oils aligns you with your own divine timing - encouraging the flow of abundance and joy into your life.

Rub anywhere from the feet to and hips every morning, or use at least 10 pumps in the bath (mornings only)

## EARTH ANGEL - RED SPRAY

This red essence stirs the spirit leaving no time for contemplation but encouraging immediate action. It helps to get anything that is stuck or on hold, energised and moving. It removed blockages and increases the flow of energy and business. The lesson here is that they need to do the work themselves in order to shift the dynamic. There are no magic wands that do it for us. This spray is grounding and is very protective (use around yourself when doing space clearing). If wanting to increase business - spray yourself, your diary, phone and computer.

This essence can be sprayed around your body or the room anytime during the day. The effects last for 2 - 3 hours, so it can be used regularly.

## MELCHIZADEK - DIVINE TRANSFORMATION OIL

The essence of Melchizadek assists in the regulating, balancing and harmonizing of energy. This continuous flow of energy forms the basic structure of the universe, and can be used to shape and change your reality. It sets the sacred geometry needed when building the foundation for anything new in your life. Connection with this energy assists with manifestation as it creates or attracts new substances or situations. It allows Divine order to guide your actions and helps to undo or correct negativity or unpleasant situations. Use anywhere on the body or as a bath oil.

## SWITCHING ON THE MAGIC:

Before using the oil of your choice, hold the bottle in both hands and show gratitude for the shift and balance it is about to bring into your life - choose one or make up an affirmation in your own words - that shifts specific issues in your life.

'Thank you for the easy and effortless abundance you are bringing into my life'

'Thank you for my abundant renewed energy'

'Thank you for clearing all blockages in my life, so that I am abundant, energised and balanced'

'WHAT WOULD IT TAKE TO RECEIVE EVEN MORE OF THIS IN MY LIFE?'

## ORANGE PATH:

### **Leading question:**

*The leading question helps you to establish whether to focus on the Positive or Challenge aspects of the colour.*

Do you feel as if you are stuck in a co-dependent relationship of some kind? This could be a job you dislike or a relationship you can't get out of? Being supported or supporting others and negating yourself in the process. (share the challenge aspects if the answer is yes).

### **Positive attributes:**

You are able to use your creativity and enjoy what you do. You are social and enjoy being part of a group, yet have a strong sense of independence. You tend to be joyful, optimistic and cheerful. You have a deep inner wisdom and contentment. You have learnt to use your sense of discernment – this is especially useful when reading books or doing courses, as you won't simply accept all you are told. You will take what feels right for you and disregard the rest.

### **Challenges:**

You may have gone through a difficult situation – shock or trauma – in your life. This may have upset your balance and equilibrium. (Check chakras to see if etheric gap has opened). This could be caused through operations, accidents, abuse or trauma. If the etheric gap has opened, you will find all the chakras on the left side of the body are imbalanced, and life has been a struggle. It is simple to rectify – use orange oil down the left hand side of the body, from the ear to the ankle. If the trauma was experienced within the previous month then do this ritual for 4 or 5 days in a row (a small size bottle should be sufficient). If however, it is a long standing issue then use a large size bottle along the left side until the bottle is finished.

You may also feel a lack of support. You may find you are stuck in a co-dependant situation of some sort – it could be within your personal relationships, home or work. Somewhere you are not happy, but stay in the situation for the sake of others or for financial security. It is time to look seriously at this. Perhaps start thinking of what you really want in life and a great way to begin this is to heal yourself first. Your circumstances or relationships with others simply mirror our inner insecurities or unhappiness. Use your creativity and find your independence. Most importantly, learn to love and accept yourself, this is finding wholeness. You must understand that your thoughts attract what you manifest.

*(Remember the challenges can be turned into positive attributes by using the oil, so include the positive aspects as the potential they will create if they choose to work with the oil.)*

**Physical:** Bladder problems – look at who is irritating you in your life. For bowel problems ask what is it you are not letting go of? Other affects are found in the reproductive & muscular systems. The spleen, pancreas colon, kidney, liver, hips and lower back may also be affected.

**Emotional:** You may be sensitive and over-emotional, or even feeling trapped. You must use creativity, focusing on this will help to heal the scars of abuse. *This oil helps you to put caring back into the self, reconnecting you with our inner and outer worlds.*

**Mental:** You worry a lot but don't know how to get out of the situation. You worry about what others think of you, and may tend to follow the crowd.

**Future/Potential:** Begin to be more creative and find your freedom and independence. (see the positive attributes).

**Using the Colour:** Refer to these notes when you have decided which colour to give the client. The support they will receive, depends on which product has been chosen.

Using the product twice a day will help bring balance in the following ways:

#### ORANGE OIL OF TRANSFORMATION:

Seals the aura after any shocking or traumatic event, even if it happens years ago. Brings insight into co-dependent issues and strengthens your independence. Encourages creative pursuits and helps you to focus on them - rather than the dramas in your life. Awakens the wisdom of the past, and connects with your bliss. Use when you have not had the support you needed in life.

Shock, operations or trauma: Rub down left of body every morning (until bottle is finished). For any other conditions - rub right around the hip area every morning and evening, or use 10 pumps in the bath.

#### ORANGE LIGHT MATRIX OIL

This oil shines the light onto any dysfunctional relationship or situation. It helps you to let go with ease and grace through stimulating new ideas and creativity. It encourages independence. Brings in excitement, deep delight and insight. Allow this remedy to ignite a spark of truth which helps you to take back your power and guide you toward spiritual mastery.

Rub around hip area every morning and evening, or use 10 pumps in the bath.

#### ANGEL OF REGENERATION - ORANGE SPRAY

Seals the aura if used immediately after shock or trauma - excellent to use after an operation or in hospitals. It builds courage and stimulates action while strengthening and repairing the etheric field. This Angel assists us when in need, with understanding and compassion. Assists us in moving forward and gaining wisdom from the lessons learnt.

Spray over entire auric field regularly during the day. The effects last for 2 - 3 hours

#### MAITREYA - DIVINE TRANSFORMATION OIL

This master vibration connects you with finding the inner balance, peace and harmony that we all strive for. By mastering this through joy, you are able to detach from, and release past suffering. He is protective, comforting and loving, and in his presence you feel completely safe. He teaches you that laughter can mutate and transform any situation. Enhances spiritual insight and understanding, and teaches us to accept moderation and balance in all things. Respect and acceptance of self and others without judgment. Use anywhere on the body or as a bath oil daily.

**SWITCHING ON THE MAGIC:** Before using the oil of your choice, hold the bottle in both hands and show gratitude for the shift and balance it is about to bring into your life - choose one or make up an affirmation in your own words - that shifts specific issues in your life.

'Thank you for bringing amazing support into my life'  
'Thank you for aligning me with my wisdom and bliss'  
'HOW DOES IT GET ANY BETTER THAN THIS?'

## YELLOW PATH:

### Leading question:

*The leading question helps you to establish whether to focus on the Positive or Challenge aspects of the colour.*

Are you stressed and uptight? Do you make any time for fun or joy in life? (if so, share the challenge aspects)

### Positive Attributes:

You are vibrant and fun-loving, taking time to enjoy every moment of life. You are self-confident and optimistic, always looking towards the positive. You may have the ability to sense the feelings and emotions in others – especially in your sensitive solar plexus area. You have a thirst for knowledge, for expanding your mind and for discovering new horizons. You are strong and courageous. This oil brings a purposeful awareness that promotes a positive outcome.

### Challenge:

You may be highly stressed and make no time to enjoy life. You have to make time to find balance in your life, and to remember to have fun. You lack confidence and, because of this, you push yourself too hard in order to validate who you are through your achievements. You thirst for acknowledgement from others so you can believe in yourself. You sometimes feel overcome with fear and confusion.

Your need to succeed drives you into learning, doing courses or studying as you never feel as if you are good enough. Your biggest lesson is to love yourself exactly as you are. While you beat yourself up, you attract others who confirm that you are not good enough. Change this dynamic by focusing on and projecting your positive attributes so that you can create this new mirror in your relationships. This oil brings courage, where you know your prayers are answered even if you can't see the evidence yet.

*(Remember the challenges can be turned into positive attributes by using the oil, so include the positive aspects as the potential they will create if they choose to work with the oil.)*

**Physical:** If you have any skin imbalances, these are caused through the stresses in your life. Constant stress creates a build-up of toxins which are released through the skin. It is supportive if you are struggling with any weight difficulties. This could be both ends of the scale, whether anorexia or obesity. In both instances, it reflects a lack of self-acceptance and self love. The digestive system, adrenals, stomach, gall bladder and the middle of the back all fall within this area. Other implications of an imbalance could include acid, pancreas, spleen and the nervous system. Together with orange it also relates to the bladder and elimination system.

**Emotional:** Self doubt, fears and confusion, keep you in stressful situations. You feel deprived of recognition.

**Mental:** You are riddled by feelings of not being good enough. Constant worry, anxiety and mental tension are experienced.

**Future/Potential:** There is a potential for clarity, joy and enlightenment. See positive attributes as what they will create in the future.

**Using the Colour:** Refer to these notes when you have decided which colour to give the client. The support they will receive, depends on which product has been chosen.

Using the product twice a day will help bring balance in the following ways:

#### YELLOW OIL OF TRANSFORMATION:

This oil is excellent for easing nerves, fear, confusion and stress. It builds self confidence and re-connects you with your power and joy. It stimulates the intellect and helps with concentration - use while studying or writing exams. Brings mental clarity if you are confused or indecisive. Use if there are issues with weight (anorexia or obesity) - as that indicates a rejection of self. Corrects imbalances in the solar plexus - which affects the stomach, nerves or skin ailments.

Rub it around the solar plexus twice a day - or use at least 10 pumps in the bath.

#### YELLOW LIGHT MATRIX OIL

This oil weaves a web of confident support around your solar plexus. It helps you to step into your own power and sense of 'I AM-ness' It invites joy and exuberance for life, and helps you to find balance. It helps you to let go of anything that you are carrying - that is not yours. It restores the magnetic flow within the body, dissolving blockages and re-activating the flow of energy.

Rub it around the solar plexus twice a day - or use at least 10 pumps in the bath.

#### ANGEL OF ENLIGHTENMENT - YELLOW SPRAY

This essence brings clarity, illumination and laughter. It uplifts, and clarifies, releasing past numbness. If feeling vulnerable it encourages strength and positive resolutions. It awakens the mind and is excellent for focus & concentration. Use while studying to organize the mind, and when writing exams to calm the stress and fear. Spray lightly over the face after cleansing - to balance the skin

Spray it around the body regularly during the day - the effects last for 2 - 3 hours

#### ARCHANGEL JOPHIEL - DIVINE TRANSFORMATION OIL

This is the Archangel of wisdom and Illumination. He brings in the qualities of: enlightenment, understanding, wisdom, perception and health. He illuminates the highest path for each individual while releasing negativity. His energy is friendly, positive, light, uplifting and joyful.

His intervention assists you in turning stressful, worrying situations around so that they are supportive. Use of this oil brings in truth and understanding while surrounding you with beauty. Use it daily - anywhere on the body or in your bath.

**SWITCHING ON THE MAGIC:** Before using the oil of your choice, hold the bottle in both hands and show gratitude for the shift and balance it is about to bring into your life - choose one or make up an affirmation in your own words - that shifts specific issues in your life.

'I am so grateful for the balance and healing you are bringing into my life - thank you'

'Thank you for bringing harmony and joy into my life'

'WHAT ARE THE INFINITE POSSIBILITIES?'



## GREEN PATH:

### Leading question:

*The leading question helps you to establish whether to focus on the Positive or Challenge aspects of the colour.*

The heart area has to do with relationships, direction or the space you are in. It can be one, or all 3 of the above. Tell me whether there is something with which you need help, (challenge aspect) or is your life flowing exactly as you would like it too? (share the positive aspects)

### Positive Attributes:

Green is specifically linked to the heart. It indicates deep compassion and its expression to others. Green shows a healing of the heart, commitment, and love of self and for others. It reflects a selfless, nurturing and friendly person, and that you have chosen the perfect direction and space for your growth and peace of mind. You know your path and there is an enjoyment in the journey you have chosen. You have the ability to manifest your needs and desires as green stimulates growth. It helps you to establish clear boundaries while enjoying your freedom. A deep connection to the earth and nature encourages you to spend time outdoors.

### Challenges:

You are holding on to old past rejections and hurts which inhibit your ability to find true love. There is a real need to heal the heart and believe that love is reliable and that you deserve to be loved. Emotionally insecure and uncertain, you need confirmation and recognition from others. You have difficulty with establishing boundaries and people often taken advantage of you. You may be in a relationship, career or home environment that is not suitable, and you have a need to make changes. Using the green oil really helps to open your heart to what is the truth for you, and it assists with making decisions. If you are depressed, spend time in nature – hugging a trees helps to transmute negative energy. This essence brings harmony, and releases the desire to control. It balances any thoughts or concerns with regard to material issues with faith and understanding

Look at how you were nurtured as a child, and see how this affects you today – this may have something to do with your lack of deservability. Simply change your mindset and start believing that you deserve an abundance of everything – love, support, friendship, financial support etc. You are a divinely creative being, and can manifest whatever you focus on. Start by focusing on the positive.

*(Remember the challenges can be turned into positive attributes by using the oil, so include the positive aspects as the potential they will create if they choose to work with the oil.)*

**Physical:** You may experience problems with your immune system, heart, breasts, lungs and upper back. It relates to illnesses that sit on the chest, and which are hard to budge (stubborn coughs, bronchitis, asthma, lung imbalances). Use this colour or the blue oil for High blood pressure as it balances the heart, which pumps the blood through the body.

**Emotional:** You are unable to enforce your will, feel emotionally insecure and need validation. Doubting yourself reflects a lack of self-love. Envy or jealousy are also common symptoms.

**Mental:** You are plagued with insecurities and cannot let go of the past.

**Future/Potential:** There is a willingness to move into a new space and to heal the heart. Start believing that you deserve, and that you are a divinely creative being, and you will begin to manifest whatever you focus on. (Share positive attributes with them.)

**Using the Colour:** Refer to these notes when you have decided which colour to give the client. The support they will receive, depends on which product has been chosen.

Using the product twice a day will help bring balance in the following ways:

#### GREEN OIL OF TRANSFORMATION:

Helps you to let go of past hurts and rejection, so you can heal the heart. It teaches you that you deserve love and that it is safe to be loved. It is excellent to use if you are feeling stuck and need to change direction in either your career, home or relationships as it brings in new ideas and opportunities. Stimulates growth and manifestation - if you love what you do. Eases any physical condition that sits around the chest and upper back.

Rub the oil around your heart chakra every morning and evening - or use at least 10 pumps in your bath.

#### GREEN LIGHT MATRIX OIL

This light oil helps you to heal and open your heart, and to know that it is safe to invite love into your life. For relationships and relating, harmony and balance.

It opens the doors to extraordinary new possibilities and opportunities, which are drawn to you through the support of others. It helps you to trust your instincts and to broaden your horizons.

Rub the oil around your heart chakra every morning and evening - or use at least 10 pumps in your bath.

#### ANGEL OF THE HEART – GREEN SPRAY

Recognizes and releases past lessons and assists you in moving forward. Heals the heart with gentleness and peacefulness. If feeling neglected or misunderstood it brings comfort and reassurance. It assists in the joining of the spiritual and physical worlds. Opens the heart and brings in a sense of purification, wholeness and unconditional love.

Spray regularly above the head and onto the heart area (effects last for 2 - 3 hours)

#### HORUS - DIVINE TRANSFORMATION OIL

Horus helps us to see all people in a difficult situation through the eyes of love. Remembering and acknowledging their core spark of divinity and purity. By doing this we are able to forgive those that have done us harm, and release them. He assists with establishing boundaries. Gives strength and courage to make changes and be in your truth. Enhances psychic vision and clairvoyance. Heals past hurts

#### ARCHANGEL RAPHAEL - DIVINE TRANSFORMATION OIL

He is a powerful healer of physical bodies. He intervenes directly to promote healing, or offers guidance on which treatment or medication would best support the process.

Raphael is also the Angel of Abundance and governs the functions of focus and vision. Enhancing your ability to create through visualization – thereby co-creating perfect abundance. He dissolves the negative blocks which cause dis-ease, promotes health and healing to people and animals. Spirit release and space clearing

## **SWITCHING ON THE MAGIC:**

Before using the oil of your choice, hold the bottle in both hands and show gratitude for the shift and balance it is about to bring into your life - choose one or make up an affirmation in your own words - that shifts specific issues in your life.

'Thank you for the amazing new opportunities that are opening for me today'

'Thank you for attracting perfect people and situations into my life'

WHAT OTHER AMAZING OPPORTUNITIES ARE WAITING FOR ME?'

## BLUE PATH:

### Leading question:

*The leading question helps you to establish whether to focus on the Positive or Challenge aspects of the colour.*

Do you get a lot of sore throats or stiff necks? If you do this it is because of your need to keep the peace at all costs (share the challenge aspects). If you have an easy, honest and clear ability to communicate, then this is your strong point (share the positive aspects).

### Positive Attributes:

You have a strong sense of self and an innate ability to trust. Peace and peaceful communication are important to you. Your biggest gift is your ability to communicate on a one-on-one basis, and to empathise and understand truly from where the other person is coming. Counseling is your strong point. You are compassionate and allow others the space to learn their own lessons.

You have an analytical mind with the ability to remain clear and focused. You are relaxed and enjoy your own quiet space. This oil represents support, nurturing and holding the light for the work to be done. It holds the journey through the stars.

### Challenges:

You have difficulty with authority which could stem from past parental relationships – have a look at whether you were able to communicate with your parents, or were seen and not heard. This results in a need to keep the peace at all costs so as to not rock the boat. You tend to swallow back what you should be saying in order to do this. This will result in regular sore throats or a stiff neck. Using the blue oil opens the throat chakra, releases the tension and pain and helps you to speak your truth peacefully.

You tend to over-analyse and have difficulty switching your mind off – even when trying to sleep. This results in an inability to fall asleep. You may have hectic dreams and experience tiredness on waking. (Rubbing the blue oil onto the neck and temples at bedtime calms the mind and allows it to rest.)

*(Remember the challenges can be turned into positive attributes by using the oil, so include the positive aspects as the potential they will create if they choose to work with the oil.)*

Blue is a universal healing colour for children and calms over-activity and anxiety.

**Physical:** Neck, throat and thyroid imbalances are experienced. You may also suffer from insomnia (see challenges for reasons).

As blue is calming, use the blue oil for any physical ailments including childbirth, as it calms, relaxes and cools the stressed or inflamed area, simply rub onto the affected area. Simply rub on to the affected area anywhere on the body. Sleep inducement, fevers and flu, pain, infection, inflammation, arthritis and gout have all been positively helped with use of this oil.

**Emotional:** You protect yourself by withdrawing, and then feel isolated and lonely.

**Mental:** You are constantly over-analyzing and you may tend to be domineering and dogmatic. Change your negative thoughts and words to positive ones.

**Future/Potential:** Counseling and intuitive abilities are developed or increased using this oil. (see positive attributes.)

**Using the Colour:** Refer to these notes when you have decided which colour to give the client. The support they will receive, depends on which product has been chosen.

Using the product twice a day will help bring balance in the following ways:

#### BLUE OIL OF TRANSFORMATION

Excellent if you are having difficulty with authority or control/power issues. It helps you to be at peace with circumstances that are out of your control. Eases and opens the throat chakra so that you are able to speak your truth, quietly and gently. Calms the mind and helps you to sleep restfully. Teaches you that it is safe to trust again.

This oil helps to speed up the healing process in any inflamed or painful area of the body - rub on the affected area.

Magic combination: For children of any age use this oil in combination with the pink oil or spray. The blue brings in the supportive masculine energy which is balanced with the compassion and love of the feminine energy held within the pink.

Rub the blue on the painful area, around the neck and throat or onto the temples - twice a day. Or use at least 10 pumps in the bathwater - especially at night

#### BLUE LIGHT MATRIX OIL

Stimulates creative expression and opens the heavenly doorway to your mind. Voice the truth of who you are, with gentleness and integrity. It teaches you to surrender to the flow of life with peace, grace and ease.

It helps you to let go of any difficulty you have had with authority, so that you are free to move on in life.

Rub it around your neck and jaw-line, or anywhere on the body - twice a day. Or use at least 10 pumps in the bathwater.

#### BLUE FLAME OF DIVINE PROTECTION – SPRAY

This spray invites Archangel Michael's absolute protection. It raises the spirit and brings in understanding and appreciation. It increases sensitivity and awareness to the nuances around us. Excellent to use in an office environment. It is stimulating, soothing and gently uplifting. Brings in focus and alertness while calming the mind.

Spray around your body or the room when you need Michael's support. The effects last for 2 - 3 hours

#### ARCHANGEL MICHAEL - DIVINE TRANSFORMATION OIL

Michael is the Angel of courage, strength and protection. His energy is huge and powerful. He wraps you in his blue cloak to offer both physical and psychic protection. When in danger call on him. He dissolves negative attachments.

He guides and directs those that feel lost or alone. He releases fear and stimulates initiative and action. Helps with direction, courage, dedication and commitment.

Use daily anywhere on the body or in your bath.

## **SWITCHING ON THE MAGIC:**

Before using the oil of your choice, hold the bottle in both hands and show gratitude for the shift and balance it is about to bring into your life - choose one or make up an affirmation in your own words - that shifts specific issues in your life.

'Thank you for the healing this oil is initiating in my body'

'All of life come to me with ease, joy and glory'

' HOW DID I GET TO BE SO LUCKY?'

## INDIGO PATH:

### Leading question:

*The leading question helps you to establish whether to focus on the Positive or Challenge aspects of the colour.*

Do you tend to withdraw and spend a lot of time by yourself, with no interest or inclination to socialize? (share the challenge aspects). If this does not resonate with you, then are you working hard at developing your intuitive ability? (If the answer is yes then share the challenge attributes marked with \*\*.)

### Positive Attributes:

This colour indicates someone who is extremely intuitive and perceptive. You have learnt to trust your intuition and to follow it. You have clairaudient, clairvoyant or clairsentient abilities which open you up to higher and clearer perceptions. You find people are drawn to you, and tell you their problems. Feel better after sharing with you, even if you feel you have not done anything. This is because they sense that you are able to be discerning and non-judgmental. They benefit from just being in your energy. You are focused and have a quick, sharp mind.

### Challenges:

You struggle to interact with others and tend towards extreme introversion. This could be your personality or just a phase you are going through at the moment. Take time for meditation and introspection; but remember that life is about finding the joy and having fun – so don't hide for too long. Learn to bring balance into your life with both quiet and social times. Learn to open up to, and trust your intuitive abilities.

You may suffer from depression and a feeling of being separate from others. This is because of the walls you have placed around yourself. Don't isolate yourself. You have to take the first step in allowing others into your space. It will help you release the blockages and tears that will enable you to heal your heart and make you smile again. Fear is just a human's way of trying to make sense of what they can no longer remember but know that they should know.

*(Remember the challenges can be turned into positive attributes by using the oil, so include the positive aspects as the potential they will create if they choose to work with the oil.)*

\*\* Should you not resonate with any of the above, you may be spending a lot of time in developing your intuitive abilities. You isolate yourself from the world and its distractions in your search for spiritual development and growth. This is fine, up to a point, but please do remember that you have chosen to be human to experience all aspects of life. Remember to have fun occasionally too.

**Physical:** Insomnia can be caused through too much worrying and thinking – using the indigo will switch off your busy analytical mind and allow it to rest. You may experience an imbalance of the ears, nose, face or sinuses. Headaches, sinus headaches or migraines that originate around this chakra are also common. The pituitary gland and endocrine system could be affected. This is a dynamic healing colour on a physical and spiritual level; and it assists with detox and strengthens the lymph and immune systems.

**Emotional:** You are over-sensitive to the impressions of others. You worry excessively and may be impatient and superstitious. You tend to extreme introversion which causes loneliness.

**Mental:** Authoritarian, dogmatic, impatient or analytical describes your mental state. This oil is a memory enhancer.

**Future/Potential:** You will open up to higher perceptions and intuitive abilities. The message is not to hide yourself or your feelings, but rather to share your insights with the world.

**Using the Colour:** Refer to these notes when you have decided which colour to give the client. The support they will receive, depends on which product has been chosen.

Using the product twice a day will help bring balance in the following ways:

#### INDIGO OIL OF TRANSFORMATION

This oil eases any obsessive feelings and teaches you to trust your instincts. It calms the anxious and overactive mind and helps you to sleep at night. It helps you to open the third eye and get in touch with your intuition. Assists with discernment and detachment. Useful if feeling isolated and alone.

Rub on the forehead twice a day - or use at least 10 pumps in the bath

#### INDIGO LIGHT MATRIX OIL

This oil allows your Higher self to navigate and guide you both on your path and in integrating your soul lessons. It awakens you to your purpose and brings expansion. Opens and assists your intuition and teaches you to trust yourself.

Rub on the forehead twice a day - or use at least 10 pumps in the bath

#### ARCHANGEL METATRON - DIVINE TRANSFORMATION OIL

Metatron acts as an intermediary between heaven and earth. Assisting our connection with the angelic realm. His energy is extremely powerful and highly focuses. He encourages positive action, is motivational and brings understanding into other's motives.

He works specifically with children, especially those that are spiritually gifted such as indigo children. He guides their spiritual enlightenment and teaches them how to love themselves, to focus and how to become more spiritually aware. Please call on him for advice on care and support for these children.

Use daily anywhere on the body or as a bath oil

#### **SWITCHING ON THE MAGIC:**

Before using the oil of your choice, hold the bottle in both hands and show gratitude for the shift and balance it is about to bring into your life - choose one or make up an affirmation in your own words - that shifts specific issues in your life.

'Thank you for opening my third eye and teaching me to trust my intuition'  
'Thank you for integrating my soul lessons'

'WHAT ELSE IS POSSIBLE?'



## VIOLET PATH:

### Leading question:

*The leading question helps you to establish whether to focus on the Positive or Challenge aspects of the colour.*

Do you get depressed or sad often, sometimes for no reason? ( if so, share the challenge aspects.)

### Positive Attributes:

You are able to balance the left and right brain effectively, making time for play, creativity and work. Learn to be aware of your dreams as they are able to guide you – keep a dream journal. You have definite intuitive and healing abilities; and people benefit by being in your space. You are here to make a difference, and would benefit greatly if you use these abilities consciously. You are guided by soul and the Divine and often feel this support. You have a strong link to your spiritual essence and must integrate this into your physical life. This oil holds the promise of the unborn future, and will help you write your own script to life by using it.

### Challenge:

You are on the threshold of transformation and change, but may be struggling with grief that comes with releasing your past identity. Think of the immense step a caterpillar makes when becoming a butterfly – it changes completely and does not even recognize itself afterwards. With this shift comes intense grief and sadness which is sometimes catalyzed by the loss of someone close to you, or even a feeling of loss of self. So often we only look deep within ourselves and shift when we go through trauma. Remember to ask for Angelic or Divine guidance and support constantly. Pray a lot. The divine help is out there but they cannot interfere unless invited to do so. It is extremely important for you to learn to balance the spiritual and physical parts of your life.

*(Remember the challenges can be turned into positive attributes by using the oil, so include the positive aspects as the potential they will create if they choose to work with the oil.)*

**Physical:** You may experience headaches or migraines that originate round the top of the head. Pineal gland, nerve pathways and electrical system of the body and the skeletal system, fall within this area.

**Emotional:** There may be feelings of being misunderstood, depression, grief or sadness.

**Mental:** You have a negative self image, and experience depression and/or shame.

**Potential/Future:** You are on the threshold of transformation and change. You will tap into and use your even more of your healing and intuitive abilities. Your connection to angelic support and guidance will increase and become even more tangible and you go through a soul rejuvenation.

**Using the Colour:** Refer to these notes when you have decided which colour to give the client. The support they will receive, depends on which product has been chosen.

Using this product twice a day will help bring balance in the following ways:

#### VIOLET OIL OF TRANSFORMATION:

This oil supports you when going through any grief, depression, sadness or time of transition or change. It connects you with the Angelic support and is excellent to use while meditating. It helps you to trust your instincts and perceptions. It balances the left and right side of the brain.

Rub around the hairline and onto the forehead twice a day - or use at least 10 pumps in the bath.

#### VIOLET LIGHT MATRIX OIL

This oil will help you tap into and access hidden opportunities from other dimensions. It aligns you with a sacred moment, heartfelt joy or unexpected achievement. Helps contact with the Angelic Realm. It helps you to trust your own instincts and higher perceptions. This is the colour of Divine Spirit.

Rub around the hairline and onto the forehead twice a day - or use at least 10 pumps in the bath.

#### VIOLET FLAME OF TRANSFORMATION – SPRAY

This wonderful spray brings in a gentle healing energy, Releasing grief, sadness and brings about transformation. It steadies and calms any inner disquiet, with a sense of oneness. Assists when meditating & connecting to the Divine. Opens perception and intuition while wrapping you in protection. It dissolves anything that you are ready to release. It cloaks you in the violet flame of transformation.

Spray around the room and your body - the effects last for 2 - 3 hours

#### ARCHANGEL ZADKIEL - DIVINE TRANSFORMATION OIL

Connecting with this Being allows you to see beyond the personality or ego to the Divine Light within. By invoking his presence you draw towards you the Violet Fire of transformation – which brings about Freedom and restores energy to its original perfect form. Brings forgiveness and compassion for oneself and others. Emotional and physical healing, a memory enhancer and assists with meditation and invocation

#### **SWITCHING ON THE MAGIC:**

Before using the oil of your choice, hold the bottle in both hands and show gratitude for the shift and balance it is about to bring into your life - choose one or make up an affirmation in your own words - that shifts specific issues in your life.

'Thank you for opening my connection to my guides'

'Thank you for easing my grief and depression and bringing joy into my life'

'Thank you for wrapping me in angelic protection'

'WHAT OTHER MAGIC CAN I MANIFEST TODAY?'

## TURQUOISE PATH:

### Leading question:

*The leading question helps you to establish whether to focus on the Positive or Challenge aspects of the colour.*

Have you been through a difficult time in your past, and yet manage to always cope? (share the challenge aspects)

### Positive Attributes:

You have a strong connection to crystals, dolphins and whales. This colour holds dolphin energy and brings in free-flowing freedom. Your strength is an ability to communicate to a wide audience. This can be done through the media, teaching, art, music, dance, acting or even the Internet. You will do this by any means that uses your creativity and will touch the soul of many people. You are here to make a difference in a positive and dynamic way. This colour combines the gift of communication with the energy of the heart. You love what you do and this comes across in the way that you interact with others and in the way they open up to you.

### Challenge:

You are sensitive and have been through very difficult times in the past. This has led you to having to protect yourself to cope; and you have done this by building and hiding behind protective walls. These walls have been firmly erected around your heart so you don't get hurt again but unfortunately, you are also not really able to feel extreme joy or love. Your feelings seem to be frozen. Your walls are so firmly in place that you don't even allow yourself to feel when someone hurts you. Your favorite response is that you are FINE. On a subconscious level you worry that if you allow yourself to feel, you may just collapse and then who will hold everything together.

This is not an easy colour to work with, as it starts melting the protective walls you hide behind. This can be uncomfortable, but it is necessary for your growth and healing. Acknowledge the pain, allow the tears so that they can help to bring release and healing. You will be amazed at how much your life will change if you are able to release the baggage of the past.

*Use of this oil together with the gold oil, de-activates and removes implants which may have been placed in the body. (Only use it for this purpose if you are aware of this and do it with consciousness so as not to activate the implant.)*

*(Remember the challenges can be turned into positive attributes by using the oil, so include the positive aspects as the potential they will create if they choose to work with the oil.)*

**Physical:** This colour alleviates pain in chest, back or in the right shoulder. Throat, thymus and the respiratory body are also affected if this area is imbalanced. This colour cools the body and helps to ease inflammation. Good to alleviate hay fever symptoms.

**Emotional:** You tend to be detached and cool, not allowing people to get close or to really know you.

**Mental:** You always seem to cope and take on too much. This helps you to avoid thinking or feeling too much.

**Future/Potential:** You are ready to dissolve the walls of protection you have hidden behind, so that you can discover gifts within. You have an amazing ability to change your own and other

people's lives. Share your life experiences, as these lessons will help others. (share the positive attributes.)

**Using the Colour:** Refer to these notes when you have decided which colour to give the client. The support they will receive, depends on which product has been chosen.

Using this product twice a day will help bring balance the following ways:

#### TURQUOISE OIL OF TRANSFORMATION

This oil dissolves the walls of protections you have hidden behind for so long. It heals the emotional trauma from the past and helps you to get in touch with your true feelings. It links your voice to the heart - so you can share your story with others, to support their healing. Clears the blockages when working with computers or cell phones. It supports you through any changes and aligns your body with the new energy on the planet.

Rub around the heart and upper back twice a day, or use at least 10 drops in your bath.

#### TURQUOISE LIGHT MATRIX OIL

The oil helps you to easily melt all walls of resistance and protection, allowing to you truly feel again. It brings the flow of consciousness back into your life, and a spiritual intervention - which brings soul changes in alignment with your higher plan.

Rub around the heart and upper back twice a day, or use at least 10 drops in your bath.

#### ANGEL OF LIBERATION – TURQUOISE SPRAY

This Angel liberates us from anything in the past that holds us back. Setting you free. It opens the connection to crystals& dolphins, and releases blocks when working with computers. Assists when doing public speaking or writing.

Spray above aura and onto chest regularly during the day - the effects last for 2 - 3 hours

#### ARCHANGEL GABRIEL - DIVINE TRANSFORMATION OIL

Gabriel's is the Archangel who assists with bringing together hopeful parents – preparing the way for either child conception or adoption. He supports by bringing, courage, strength and faith, which creates a harmonious atmosphere for the incoming soul. Supports fertility, conception or adoption.

His other function is to assist with inspiration, communication and artistic endeavors. His guidance is especially useful if you are to deliver a spiritual message. This powerful Angel gives guidance and inspiration, which keeps you on your right path. Promotes action with positive results. For hope, spirituality and intuition. Clarity, purity, order and discipline. Use daily anywhere on the body.

**SWITCHING ON THE MAGIC:** Before using the oil of your choice, hold the bottle in both hands and show gratitude for the shift and balance it is about to bring into your life - choose one or make up an affirmation in your own words - that shifts specific issues in your life.

'Thank you for helping me to let go of the past'  
'Thank you for helping me to speak from the heart'

'IF I WAS CHOOSING MY REALITY TODAY, WHAT WOULD I CHOOSE?'

## CORAL PATH:

### Leading question:

*The leading question helps you to establish whether to focus on the Positive or Challenge aspects of the colour.*

Are you always there to support and help everyone else, but don't make time for yourself? (share the challenge aspects.)

### Positive Attributes:

You are loving kind and supportive. You are always there unconditionally for others without the need for recompense or recognition. You are a humanitarian and love to serve for the betterment of the earth and all who dwell on her. You have a quiet self-confidence and acceptance of who you are. You tend to be very sensitive and are able to use this as a gift to understand your own and other's situations and needs. You deserve to receive as much as you give. Begin to dream big so you can manifest them. This oil *helps you reconnect to your career/calling*

### Challenge:

You are always helping others and tend to put yourself last in line. You do this because there is little self-love. On a deep level, you feel that if you are always serving others, they will accept and like you, which in turn helps you to like yourself. Please be aware of this and start putting yourself first rather than last in line. You find you get to a point where you are used and abused so much that you begin to resent it. This could lead to the 'poor me' syndrome. Being a victim just draws more negative situations, so break out of this immediately. You are overly sensitive and get hurt easily. You have loved more in life than was reciprocated and hold onto the pain of rejection.

*(Remember the challenges can be turned into positive attributes by using the oil, so include the positive aspects as the potential they will create if they choose to work with the oil.)*

**Physical:** You may experience hormonal imbalances, menstrual disorders and mood swings. This colour affects the ovaries, prostate, skeletal/support system, digestion, bladder and elimination systems. It is fantastic for the skin and softens stretch marks and scars. Has helped when trying to fall pregnant.

**Emotional:** You are overcome with fears of not being good enough and are always trying so hard that you get emotionally and physically exhausted in the process. This oil dries the tears shed in private so that the person may look at themselves in the mirror and smile at themselves again. It brings comfort and support.

**Mental:** You encounter bitterness and frustration at always having to be there to support others, without getting help in return. Make time to work on deservability.

**Future/Potential:** It is the time for putting yourself first at last. You must acknowledge your inner beauty. Learning self-acceptance and love of self, will result in you receiving love from others. Refer to positive attributes.

**Using the Colour:** Refer to these notes when you have decided which colour to give the client. The support they will receive, depends on which product has been chosen.

Using the product twice a day will help bring balance the following ways:

#### CORAL OIL OF TRANSFORMATION

Brings in a feeling of unconditional love and caring - for self and others. Teaches you to put yourself first rather than last in line. Heals the pain of rejection and having loved others more than you have received. Eases extreme sensitivity and builds inner support. Releases bitterness and victimhood, and teaches you that everything you receive is only a mirror of what you believe you deserve.

Rub around sacral, heart and calves twice a day - or use at least 10 drops in the bath. Fantastic for stretch marks and as a night cream on the face.

#### CORAL LIGHT MATRIX OIL

This light oil teaches you to be grateful for everything you have in life. It strengthens your inner support and emotions while building courage. It allows spirit to over-light and guide you, gently and with infinite grace

Rub around sacral, heart and calves twice a day - or use at least 10 drops in the bath.

#### MOTHER MARY - DIVINE TRANSFORMATION OIL

Mary embodies the Divine Feminine and is one of the most loving, patient and kind angels. Her task is to bring healing and love to all, especially children and babies. Together with Archangel Gabriel - she welcomes new souls during the birthing process holding them in love and compassion.

She counsels us to use patience wisdom, intelligence and love as parenting tools, and will assist anyone whose life purpose involves working with children. She also assists in healing your own inner child, gently releasing childhood pain or trauma. Supportive for over-sensitivity and healing, forgiveness and mercy.

Use daily anywhere on the body or in the bath.

**SWITCHING ON THE MAGIC:** Before using the oil of your choice, hold the bottle in both hands and show gratitude for the shift and balance it is about to bring into your life - choose one or make up an affirmation in your own words - that shifts specific issues in your life.

'Thank you for bringing love into my life'

'I deserve love and support and am so grateful that it is entering my life now'

'I love myself exactly as I am - thank you for this perfection '

'WHAT WOULD IT TAKE TO RECEIVE AND HAVE EVEN MORE SUPPORT IN MY LIFE?'

## MAGENTA PATH:

### Leading question:

*The leading question helps you to establish whether to focus on the Positive or Challenge aspects of the colour.*

Do you question your religious beliefs and get confused about what is truth? (share the challenge aspect.)

### Positive Attributes:

You have a strong soul connection to God and the Divine. You know that you are divinely-guided and that every step you take is part of a bigger plan. You are connected to the earth and every living thing on the earth. You have strong intuitive and healing abilities.

You are able to manage time and try never to be late or miss deadlines. You have a deep sense of what is right, with honesty and integrity being most important to you. This oil enhances one's natural intelligence and awakens self devotion.

### Challenges:

Because of your religious indoctrination and the conflicting ideas that are prevalent at present, there may be some confusion as to what and who God is. You may even feel a disconnection from God at the moment. Using this oil will help to open you up to your own personal truth, without following another. It *heals victim status and invokes loyalty to your path. - not becoming arrogant with ego.*

You may have difficulty managing time, not getting through your work or being on time. Time seems to be shortening so much and you can't cope. Using the oil on the temples stretches time and help you to complete tasks. It also helps you to manage your energy levels.

You worry about things you can't control like the abuse of power, the destruction of the rain forests and ozone etc. The message is that you need to put as much energy into the small things you do, which takes the focus off the things that you cannot control. This way we stop giving energy to the disasters and they will eventually stop happening.

*(Remember the challenges can be turned into positive attributes by using the oil, so include the positive aspects as the potential they will create if they choose to work with the oil.)*

**Physical:** There is a lack of energy especially after a debilitating illness. Headaches or migraines at the very top of the head may be suffered. Epilepsy is also supported by this colour.

**Emotional:** Feeling lost and alone or disconnected from spiritual support may lead you to feelings of depression. You need to learn to forgive yourself.

**Mental:** You excessively worry and are fearful about what is happening on the planet and the earth's conditions. You have questioned your spiritual truths as the new way of thinking is so different from your past indoctrination. This oil is brilliant for managing time and helping to you focus and complete tasks

**Future/Potential:** You are open to the Divine and have a deep personal spiritual understanding. You are learning to put loving attention into everything you do. See positive attributes.

**Using the Colour:** Refer to these notes when you have decided which colour to give the client. The support they will receive, depends on which product has been chosen.

Using the product twice a day will help bring balance the following ways:

#### MAGENTA OIL OF TRANSFORMATION

Re-energizes after debilitating, draining illness. Helps integration of heaven and earth. Connects you to your own personal understanding of spirituality and the divine. Opens perception, intuition and healing abilities. Detaches from judgement. Teaches you to put loving energy and gratitude into every smallest action or thought. Helps you to manage time more effectively.

Rub onto face and hair line twice a day, or use at least 10 pumps into the bath

#### MAGENTA LIGHT MATRIX OIL

This oil holds an expression of Divine Love and a connection to the Angelic Realms. Great for opening your perception and intuition and strengthens your connection to soul. It has a strong connection to Merlin and invites miracles into your life. It helps to stretch and manage time.

Use on the forehead or anywhere on the body twice a day, or at least 10 pumps into the bath.

#### GATEWAY TO THE DIVINE - MAGENTA SPRAY

Connects to the divine feminine energy of Mary Magdalene and opens the door to spirit. It is a bridge directly from the Divine to the heart chakra, bringing healing through unconditional love. This essence helps you to believe in the goodness of people and allow yourself to receive support from humans and the higher realms. It keeps you grounded in times of spiritual expansion. Helps with stress of city living and disorientation or lack of personal space.

Spray regularly around the room or your body - the effects last for 2 - 3 hours.

If you would like to integrate the divine feminine and divine masculine energies then spray this essence down the left hand side of your body with the Gold - Angel of Ascension on the right.

#### MERLIN - DIVINE TRANSFORMATION OIL

Merlin was known as a powerful mystic and magician in the times of King Arthur, and can still be called upon for guidance in this field. If you have a sincere desire to learn the secrets of alchemy, divine magic or manifestation skills that are to be used in spiritual service, he willingly shares his knowledge with those whose hearts are loving and pure. He brings insight into energy work and healing as well as shape shifting or time warping.

use daily anywhere on the body or in the bath.

**SWITCHING ON THE MAGIC:** Before using the oil of your choice, hold the bottle in both hands and show gratitude for the shift and balance it is about to bring into your life - choose one or make up an affirmation in your own words - that shifts specific issues in your life.

'I am open to the divine and am so grateful for the clear guidance that comes to me'

'Thank you for the increased energy and vitality that pours into me now'

'HOW DOES IT GET ANY BETTER THAN THIS?'



## GOLD PATH:

### Leading question:

*The leading question helps you to establish whether to focus on the Positive or Challenge aspects of the colour.*

Would you love to change your life but make excuses to put it off till another time? (share challenge aspects.)

### Positive Attributes:

You have a deep sense of contentment and peace with who you are and why you are here. You have learnt that everything you have gone through in your life is ultimately for your growth and have worked at finding the gifts in all situations. You are positive and trust in your innate wisdom. You are discerning, honest and courageous. You are able to tap into and acknowledge your own personal power. *Holds the vibration of Life lived to the full*

### Challenges:

You have given up your power, lack confidence and tend to put things off till another day. You keep waiting to discover the gold at the end of the rainbow – which is never attainable. eg: one day when the children are out the house then I can do....., or: when I win the lottery then I can travel.... It is time to acknowledge what you have already, and that the jewels were inside you all along.

You may have phobias that you don't understand. Look at what crutches you use to prop under yourself. They may be addictions to substances, work, chocolate or even a particular person. It is time to look at what your addictions are fulfilling for you, and begin to do it for yourself. Break free and find your truth. Discover your wings, this unfolding allows deep self-acceptance and has the potential to lead to bliss and abundance.

*(Remember the challenges can be turned into positive attributes by using the oil, so include the positive aspects as the potential they will create if they choose to work with the oil.)*

**Physical:** This area may show an imbalance of the bowel, bladder, pancreas, liver, kidneys, or even the potential for a hernia.

**Emotional:** Your experience neediness and the feeling of never feeling fulfilled. There may be addictive tendencies.

**Mental:** You have become familiar with phobias, stress and irrational fears.

**Future/Potential:** There is the opportunity for enlightenment. You will discover the jewels within. By tapping into past wisdom you will be guided on your path, and you will re-discover your power.

**Using the Colour:** Refer to these notes when you have decided which colour to give the client. The support they will receive, depends on which product has been chosen.

Using the product twice a day will help bring balance the following ways:

## GOLD OIL OF TRANSFORMATION

Connects you with your inner wisdom and teaches you to trust your instincts. It alleviates procrastination, and helps you to find balance in your life. Builds confidence, connects with your inner joy and empowers you. Eases phobias and irrational fears. Awesome as a body oil for stretch-marks or dry skin and can be used on your face at night. This wraps you in the divine energy of gold from head to toe.

Use twice a day anywhere on the body or at least 10 pumps in your bath.

## GOLD LIGHT MATRIX OIL

This oil connects you to the deep wisdom that is the truth of your soul. It draws that truth from spirit and anchors it into your life. It anchors your commitment to your path. Helpful when needing to trust one's own instincts, as it connects with your own inner wisdom. Builds your confidence and helps you to acknowledge the beauty you have within.

Use twice a day anywhere on the body or at least 10 pumps in your bath.

## ANGEL OF ASCENSION - GOLD SPRAY

Christ's golden Light of divine healing and protection. Draws spirit closer bringing instant calmness and peace. Raises your vibration, awareness and connection to Soul. It holds the promise of the future - the trust of the good that is still to come.

It transmutes the fear of making the wrong decision or being judged on the decision made. It clears communication difficulties - particularly for leaders and therapists – assisting with the verbalization of concepts and ethical ideas.

Spray around the room or your body regularly - the effects last for 2 - 3 hours.

Great for entity removal and space clearing.

If you would like to integrate the divine feminine and divine masculine energies then spray this essence down the left hand side of your body with the Gold - Angel of Ascension on the right.

## ARCHANGEL URIEL - DIVINE TRANSFORMATION OIL

He is one of the wisest Archangels, and is able to illuminate the truth in any situation. Connecting with him opens up creative insight to finding practical solutions. When you ask for his help you find yourself being inspired. He brings spiritual understanding and assists with intellectual information and insight, with the wisdom to make informed decisions. He helps to strengthen you emotionally and support both personal and earth healing.

Use anywhere on the body or in the bath - daily

**SWITCHING ON THE MAGIC:** Before using the oil of your choice, hold the bottle in both hands and show gratitude for the shift and balance it is about to bring into your life - choose one or make up an affirmation in your own words - that shifts specific issues in your life.

'Thank you for wrapping me in absolute protection'

'Thank you for helping me to find perfect balance in my life'

'HOW CAN I HAVE EVEN MORE EASE,JOY AND GLORY IN MY LIFE?'

## PINK PATH:

### **Leading question:**

*The leading question helps you to establish whether to focus on the Positive or Challenge aspects of the colour.*

Do you feel that you are not good enough and judge yourself a lot? Do you lack self-love and acceptance? (if so then please share the challenge aspects)

### **Positive Attributes:**

You are loving, kind and gentle, always offering help or support to anyone in need. You do this selflessly as it is in your nature. You have an inner beauty that shines through. There is a lightness of Being and elevated soul consciousness.

Everything you do comes from the heart with true love and compassion.

This is a wonderful colour for babies or children as it wraps them in unconditional love.

### **Challenge:**

You are so busy guiding and helping others that you forget about yourself. You feel neglected because you neglect yourself.

You may have financial difficulties as pink is the intensified version of red.

You have difficulty in trusting and in finding love. Perhaps you don't believe you are deserving and that you are not good enough. If this is the case, start working on visualising what it is you desire and want in life. See it, feel what it feels like to be cherished, taste it – use all your senses. Keep doing this until you start believing it and you will find it starts becoming real. Begin by first really working on loving yourself so you can create a supportive loving relationship.

This oil will give you extra zest and stamina to go when you are running against the clock on someone else's deadline.

*(Remember the challenges can be turned into positive attributes by using the oil, so include the positive aspects as the potential they will create if they choose to work with the oil.)*

**Physical:** You may have problems with your womb, ovaries, energy levels, hormonal balance, eyes, ears, tinnitus or vision. You may have had birthing difficulties when conceived yourself – or when giving birth to your children.

**Emotional:** There are feelings of insecurity, being too hard on yourself, lack of self-love, anger, and aggression.

Use the pink oil or spray to calm aggression and anger in yourself or others.

**Mental:** Self-criticism, frustration as well as a need and yearning for love need to be addressed.

**Future/Potential:** Learning self-love and acknowledgement and, by doing so you are open to receiving the same from others. The heart also begins its healing so that you will be open to love. See positive attributes.

**Using the Colour:** Refer to these notes when you have decided which colour to give the client. The support they will receive, depends on which product has been chosen.

Using the product twice a day will help bring balance the following ways:

#### PINK OIL OF TRANSFORMATION

Teaches you to love yourself and others unconditionally. It calms anger and wraps you in love - so that this is mirrored back to you from others. It re-aligns and re-calibrates the entire energy system so that it flows with the truth of who you are. Pours love into your heart - teaching you that you deserve love.

Rub it on the heart or anywhere on the body twice a day, or use at least 10 pumps in the bath.

#### PINK LIGHT MATRIX OIL

The oils deepens the support of the feminine consciousness in your life. Teaching you to trust yourself and your emotions and to go with the flow. It invites love into your life and this starts with loving yourself. It teaches you to ask for help and connect with like-minded people or groups.

Rub it on the heart or anywhere on the body twice a day, or use at least 10 pumps in the bath.

#### ANGELIC WINGS OF LOVE – PINK SPRAY

This magical spray reminds you of the unconditional universal love, that touches the soul and awakens the heart, bringing harmony and comfort. It calms aggression and brings in loving vibrations, whether emanating from ourselves or directed towards us.

In both instances spray yourself or around the room before the other person enters.

Spray around children at bed time and invite angelic protection and support.

Spray around yourself or the room to invite love into the space. Excellent if used with the blue oil. The effects last for 2 - 3 hours.

#### ARCHANGEL CHAMUEL - DIVINE TRANSFORMATION OIL

Chamuel is one of the Power Angels and oversees protection from lower fearful energies. He brings in the qualities of love, tolerance and gratitude. He is protective and assists with relating and all relationships. He guides you in the most important aspects of your life, your romantic relationships, friendships, careers and discovering your life purpose. His help creates a firm foundation for lasting, meaningful relationships, releasing anything in the past that holds you back. He helps to heal a broken or bruised heart and invites loving supportive relationships.

Use this oil daily anywhere on the body or in the bath

**SWITCHING ON THE MAGIC:** Before using the oil of your choice, hold the bottle in both hands and show gratitude for the shift and balance it is about to bring into your life - choose one or make up an affirmation in your own words - that shifts specific issues in your life.

'Thank you for surrounding me in love'

'Thank you for re-aligning and re-calibrating my entire body'

'Thank you for harmonizing this space and opening the hearts of everyone around me'

'WHAT WOULD IT TAKE TO RECEIVE AND HAVE EVEN MORE LOVE IN MY LIFE?'

## PEARL PATH:

### Leading question:

*The leading question helps you to establish whether to focus on the Positive or Challenge aspects of the colour.*

Have you had a really hard life with many difficult experiences? (share the challenge aspects.)

### Positive Attributes:

You have the potential to do and achieve anything in your life as there are no filters. You are connected to your higher purpose and are clearly guided. You are clear, positive and enthusiastic. You have an air of purity and inner-strength surrounded by a loving, gentle package.

### Challenge:

You have been through an intensely difficult time in your life – it may go as far back as childhood trauma. On a soul level, you have chosen this so that you are able to be compassionate and empathetic when helping others through the same thing. There was a time where it felt like there was no colour in your life. Please look at it as an initiation period helping you toward mastery. Let go of the past and move forward. Instead of finding difficulties and obstacles in life, you need to begin to look for the gifts in each experience. You find you take on other people's moods and negativity and allow it to affect you.

*(Remember the challenges can be turned into positive attributes by using the oil, so include the positive aspects as the potential they will create if they choose to work with the oil.)*

**Physical:** You may experience problems with your sinuses, lack of energy, water imbalances in the body: hydration or water retention, head colds or cystitis.

**Emotional:** You are extremely sensitive and insecure. You often feel overwhelmed or emotional.

**Mental:** There is a need to release past hurts and stop thinking and dwelling on them. Acknowledge how much you have changed and grown since the incidents happened to you. In this way you are finding the gift in the experience rather than holding onto the trauma.

**Future/Potential:** Wonderful opportunities are available to create anything in your life. Your clarity and insight will increase and you will feel the divine guidance that guides your path. See the positive attributes

**Using the Colour:** Refer to these notes when you have decided which colour to give the client. The support they will receive, depends on which product has been chosen.

Using the product twice a day will help bring balance the following ways:

## PEARL OIL OF TRANSFORMATION

This oil brings light and clarity into any situation. It is the surgeon of all oils and can be used to remove all negative energy or memories from the body. It allows you to see the truth in any situation. It releases anything that keeps you stuck in the past, by bringing it to the surface to be acknowledged and let go of.

Use twice a day anywhere on the body or at least 10 pumps in the bath

## PEARL LIGHT MATRIX OIL

This oil holds a cosmic dance and is the bridge between past, present and future. It surrounds you with diamond support and helps with integrating lost bits of your soul - clearing the patterns of evolution. It allows the light to enter your being immediately. If you need clarity in any situation allow it to support you. It awakens your connection with your Divine Soul and, with the wisdom of the universe, you can focus on manifesting all you desire.

Use twice a day anywhere on the body or at least 10 pumps in the bath

## ANGEL OF ILLUMINATION - SILVER AND DIAMOND LIGHT

The prism of Diamond light wraps you in divine protection and reflection. It instantly brings light into any situation - removing any negativity and lower vibration. With absolute honour it restores your dance through life aligning you to your dream with harmony and synchronicity.

It quickly draws in the light, raising the vibration around your body and in any space. Use during therapies & to clear the space afterwards. Brilliant for energy & space clearing & to clear crystals.

Spray around the room or your body regularly to keep yourself clear - the effect last for 2 - 3 hours.

## ELOHIM - DIVINE TRANSFORMATION OIL

The Elohim are mighty beings of Love and Light who offered to help manifest perfection on earth. They are the guardians of the Immaculate Concept of the Earth and the Universe, as well as your own individualized divinity. By consciously working with this Deity you connect to the Divine spark of purity that lives within the centre of each atom, and is waiting to be acknowledged. This shines the light on all discordant, shadow beliefs or limitations so that they can be released, connecting to your own divine spark. Brings clarity and insight. Releases lower vibrations of negativity and limitation. Accelerates and purifies the vibratory level of the cells

Use daily anywhere on the body or in the bath.

**SWITCHING ON THE MAGIC:** Before using the oil of your choice, hold the bottle in both hands and show gratitude for the shift and balance it is about to bring into your life - choose one or make up an affirmation in your own words - that shifts specific issues in your life.

'Thank you for keeping myself and my space completely clear'

'Thank you for anchoring the light into this space'

'Thank you for my clarity of thought, action and words'

'WHAT OTHER INFINITE POSSIBILITIES CAN I CREATE?'

## HOW TO DO A READING

### SET UP:

This is a suggestion only, you may arrange the bottles in any order that works for you.

I usually have 4 shelves on my wall, If using the Archangel oils make sure they are on the top row. With the Light Matrix oils on the 2nd shelf, Oils of Transformation are on the third row down, and the angel sprays are on the bottom. Place them in order from left to right or right to left.

If you are using more than one set on your display, please make sure the other colours are in the same order below the first set.

### 1 BOTTLE READING:

Ask the client to close their eyes and relax body and mind – do some deep breathing and relaxation with them.

When they open their eyes, ask them to focus on which bottle is the most beautiful one that attracts them – they may find the bottle jumps at them, or that their eyes keep going back to a particular bottle.

Share both the challenge and positive attributes of the colour with them, and ask if it is an issue with which they are working.

If the **challenge** information is predominant, then suggest that the client takes the bottle home to work with, as it would help them shift the issue.

If the **positive** attributes are more dominant – then they are being given a confirmation by Soul, that they are on the right path (it is not necessary to use the oil as they are already on the right track. If they would like to take something home – perhaps give an angel spray instead).

### 3 BOTTLE READING:

1. The therapist asks the clients to close their eyes and relax their body and mind – do some deep breathing and relaxation with them. When relaxed guide them through a visualization in the following way:

“Connect to your soul star which sits about 2 feet above the head. Invite your higher self or soul support and imagine a beam of light shining down from your soul star. Draw it down around your body..... Can you tangibly feel the soul energy in the air around you?.... Now give the soul permission to help you by breathing it into your body.... take a deep breath, this will help you to integrate the soul into your body. We are asking for Soul’s guidance and support through the choices made”.
2. Telepathically, ask Soul to guide them by choosing 3 bottles. The first bottle will represent an issue they need to work with. The second bottle is the pathway that will support that shift and the third bottle will represent their future potential or outcome.

3. When they open their eyes, ask them to focus on choosing 3 bottles – the most beautiful ones that attract them. They may find the bottles jump at them, or that their eyes keep going back to a particular bottle. The order of selection is extremely important, so as they are attracted to the bottle – take it out of the selection. As a therapist, hold the intent for the issues being tackled, but don't tell the client what they represent while they are choosing, as it may influence their selection.
4. Share your insight with them, allowing as much interaction as possible.
5. The first bottle usually holds the challenge aspects of the colour. The second bottle may hold a bit of both the positive attributes and the challenge aspects. The third bottle always relates to the positive aspects, as it is essential to leave them brimming with hope for the future.

### **9 BOTTLE READING:** (use client forms)

The therapist fills the colours and makes notes onto the client form - and keeps it for reference at a later date. The client is given a blank piece of paper to make their own notes.

First explain that you are taking them on a journey. This is not a psychic reading but more a counselling session. You will be interpreting messages from their soul to help their life and growth. The more they are willing to collaborate and share with you, the deeper you will be able to go.

What comes up in the session are issues that they have chosen to work with at the moment, and they must share and interact as they proceed. When making their selections **colours can be repeated** (if this comes up), and they can **choose** either **big or small sized bottles** – depending on which attracts their attention – as it all tells a story. Make a note of the bottle size when writing down the selection.

The **first 3 bottles will be written in blocks 1, 2 and 3** on the chart.

Ask the clients to close their eyes relax their body and mind. Use this script to guide them into the process:

“Let go of anything that may be worrying you or on your mind..... Just relaxing completely and focusing on the breath..... Connect to your Soul Star, which sits about 2 feet above the top of your head. Visualise brilliant white light beaming down from the soul star into the top of your head, inviting and drawing the soul guidance and support in your selection today. Feel it in the air around you and giving it permission to help by breathing it in deeply. Integrating your soul into your body. We ask for soul's guidance in the choices made.”

**Telepathically** tell them that the first 3 bottles represent their past, present and future issues. Repeat the words: PAST, PRESENT AND FUTURE in your mind over and over until you get the sense that they have got the message.

When they open their eyes, ask them to focus on choosing 3 bottles – the most beautiful ones that attract them. They may find the bottles jump at them, sparkle more, or that their eyes keep going back to a particular bottle. As they are attracted to the bottle –



make a note of the colour in the appropriate block. Hold the intent for the issues that need contemplation, but don't tell them what they represent while they are choosing. This will be shared with them after all bottles have been selected.

Make sure that you place the bottles in the right order on the table and on your client form. The first bottle is recorded in space 1 (Past), second bottle on space 2 (Present), and the third in the (Future) block 3.

Next, close eyes, connecting again with Soul and **telepathically** tell them to choose bottles that relate to their PHYSICAL, EMOTIONAL AND MENTAL well-being. Repeat that in your mind until you feel that they have got the message. When they open their eyes ask for another 3 bottles – place them in order of choice on blocks 4, 5 & 6, again holding the intent. At no time during their selections must they check the colours they have already chosen, as it is okay to have as many repeated colours as they like – this in itself tells a story.

For the last time the client must close their eyes and connect to their Soul. **Telepathically**, tell them and hold the intent for an issue that is holding them back in life, the clarity needed to release or shift the issue and the eventual outcome. The words to be repeated in your mind are: BIGGEST ISSUE, PATHWAY AND POTENTIAL. Choose the last 3 bottles. Place bottles in the correct order on blocks 7, 8 & 9.

## DOING THE READING

When doing colour readings, we allow the client to choose 9 bottles - each one pertains to a different part of their lives. If you combine all the ranges into the reading - it is so interesting to see how multi-dimensional they become. This is how I analyse it:

If they choose an **Angel spray** in any of the aspects - this means that the client acknowledges they have something to work through - but either they are not wanting to go into it - and would prefer to hand it over to the angels to fix for them, or it may be an issue that they have already worked through and the energy is much lighter - needing just a little angel guidance to clear the last of it (discuss with them to determine which is relevant).

If they choose the coloured - **Oil of Transformation** - this is an indication that there is deep work that needs to be done. The colours are intense which is an indication of the intensity of the issue and emotion linked to it. You have to support them in understanding what it is about and to try and let go of the story or drama around it, as they may be holding onto it, and struggling to let go.

Where the new **Light Matrix** oils are chosen - it shows areas of their life where they are truly ready to forgive, forget, let go and fly... Using the oil will help them find their wings.

Where this becomes really interesting - is that there will be a combination of all of the above, this makes the reading dynamic and multi dimensional. I usually do a colour reading as my first step when working with a client. This gives lots of time for counselling and introspection, and lays the foundation for the Antaneeia work that will follow.

## INTERPRETING EACH BLOCK

Block 1: Explain what they have gone through in the past and what they have moved away from. This could be read as both positive and/or challenges aspects. The answer to the leading question asked will give that insight.

Block 2: The present would indicate what they are working with at the moment. When doing the reading, mention both the challenges and the gifts in each experience.

Baby bottles chosen in either the 1<sup>st</sup> or 2<sup>nd</sup> position would indicate small issues – not a lot left to clear - which is very positive.

Block 3: The future bottle is always read positively as you want to leave them with hope for the future. If a baby bottle has been chosen here – make them aware of how little they believe they deserve in life. To shift this, they must go and remove a large bottle of the same colour and place it next to the baby bottle. This indicates a mind shift which says “I deserve to receive abundantly in the future.”

Example: If the following had been chosen:

Past – red , Present – yellow, Future – green

In the past, they may have gone through a difficult financial time, or they have been focused mainly on the material aspects of life. They have had little or no energy or support, and have been on a mission of creating their own financial independence, allowing no time for anything else. They would need to look at how they have handled the anger and frustration in their lives.

At the present time, they know they have to change the way they do things, but they are under a lot of stress and very fearful about how to change. This creates conflict and they can't think clearly. Remind them to enjoy life again, making time to have fun and do things that build their self- confidence again. They must learn new things, suggest that they go on courses or read books to enhance their minds or do research into where and what they **really** would like to do. They have a thirst for knowledge right now and need to make time for it as it will help them on their new path.

The future bottle shows an opening and healing of the heart. They will learn to put down boundaries, and will be in a space that is supportive and that they will love. The bottle tells us that they will eventually find their right path, with the right person to fulfill their heart's desire.

The next level of the reading is to look at their physical, emotional and mental attributes. Once again, look at each colour in turn and relate each one to the different aspects of their life.

Block 4: This reflects a physical issue. This usually shows where they have a weakness at the moment. eg: blue often reflects sore throats because of a lack of communication. Orange would be bowel problems, which suggests a need to look at what they are holding on to from the past. Now is the time to let it go.

Block 5: The colour in the second bottle is their emotional state of mind at the moment. The advice here is to see every experience as a healing gift, and move on. They should not get emotionally hooked, as this holds us back.

Block 6: The last bottle indicates their mental state of mind, and what they are focusing on mentally, or worrying about.

Baby bottles chosen in any of these spaces indicate that a lot of the work has already been done, and there is only a little left to clear.

Block 7: The last level of the reading has to do with an issue in their life, that they are ready on a soul level to shift. This is indicated by the first bottle chosen in this row – and is usually read as a challenge.

Block 8: The next bottle indicates the pathway they need to walk to rectify the issue. Read both the challenges and positive aspects. If small bottles are chosen in position 7 or 8 it indicates that a lot of the work has already been cleared and that there is little left to work with. This is a good sign - acknowledge this.

Block 9: The last bottle in the reading looks at what the eventual potential will be. This, once again is ALWAYS a positive bottle, leaving them brimming with hope for the future. Link this bottle to the message in the bottle in the No 3 position. If this one is a small bottle however, make them add a large one next to the small one. Explain to them that they may not believe they deserve and how they are hampering themselves because of this. By adding another large bottle it changes the dynamic, which brings in deservability and allows abundance in their lives.

#### WHICH COLOUR TO TAKE HOME

When doing a **9 bottle reading** - I usually suggest the colour chosen in block No. 7 - as this is their biggest issue that is stopping them moving forward.

Never give the colours that are reflected in blocks 3 and 9 as these show what energy they will be attracting and mastering it in the future anyway.

This is not prescriptive, as you need to use your own initiative. After having done the reading and counselling the client, you can see where they are really blocked or what they are struggling with – this is the colour they should use. The most important thing to remember is that using the colour helps to turn the issue around from a challenge into a gift. A good guideline here is to look at either bottles 2, 4, 5, 6, 7 or 8.

Another way to prescribe is to allow the clients to choose for themselves. It is not suggested that they use either the future or potential bottles (blocks 3 and 9), as this is their future potential anyway. They need help getting there in order to bring it into reality quicker – and this is what needs to be looked at. They can't jump over the challenges to get the rewards.

Once you have determined which bottle they will take home - relate that product to the information breakdown on the different options within the colour range. This will give them an indication of the level of support they will receive.

In a **3 bottle reading** - the first bottle is the one they take home. Once you have determined which bottle they will take home - relate that product to the information breakdown on the different options within the colour range. This will give them an indication of the level of support they will receive.

## USING THE OILS

The coloured oils are made in a sacred, loving process, which is truly felt when using them. They relate to emotional issues which inhibit your growth and movement, and affect your physical well-being. The oils help to release the imbalances gently so that your life is able to flow freely and more easily.

The oils are absorbed by the skin and taken through the blood and nerve system to every cell in the body – this begins the gentle process of aligning with your truth. Using the oils twice a day will correct the balance and hold the energy for the entire day.

The Angel Sprays however are used to bring auric alignment and balance. They also harmonise the energy in the environment. As they are sprayed over the aura; or around a room; the energy remains for a couple of hours before it dissipates. They can be used as often during the day as needed, and are a supportive compliment to the oils.

### USING THE OILS:            SELF HELP

You can choose a colour by either **selecting the colour** you are drawn to or by reading the notes on each colour to make your selection.

Simply rub a few drops on the related area or pour a capful into the bath while focusing on the issue you would like to release or shift and trust the process.

If used at home, use every morning and evening (except red and orange which are not recommended at night).

It is preferable to use one or two colours continuously until the bottle is finished – thereby beginning and completing a process - before moving on to a new selection.

Although guidelines have been given on **where to use the oil**, please use your intuition too. Either rub a few drops on the specific energy area (as suggested), or you may have a sense to place it on a completely different area. You are the master of your own reality, and will have a deep inherent sense of where it is most needed. Trust this and go with it.

Give someone you care about a **hand or foot massage**, using either their choice of oil or the pink oil as everyone needs a little extra love. When rubbing the feet or hands, as they affect all the organs in the body.

When used as a **bath oil**, first wash yourself, then add extra hot water together with about 10 to 15 pumps of the oil into your bath. Soak for at 15 - 20 minutes, giving your body time to absorb the beautiful oils. Like homeopathy – where less is more, trust that the water will intensify the properties of the colour.

Colour can also be used for **distant healing**. Close your eyes and connect with the person you would like to assist. Feel which colour they need. There may be more than one. Place the bottles on a picture or the name of the person, light a candle and send them the loving, healing energies of the colours. Leave the candle burning all day, and repeat this process for as long as you feel necessary.

## THERAPISTS USE OF THE OILS

They can be **incorporated into any treatment** or therapy and more importantly given to the client to take home after the treatment so that they are taking responsibility for their own healing process. This will continue and support the process between appointments.

To **select** the colour, chat to the client and find out what they are struggling with at the moment. Or ask them to choose which colour they are drawn to. This will automatically indicate the issue, and you will share your insight into the colour with them. They will be amazed at the accuracy.

**Beauty therapy** – using the client's choice of oil during their facial is wonderful. The therapist can add the colour to their creams or oils when giving the neck and shoulder massage.

The oils can be incorporated in a **reflexology** treatment. Let the client choose which colour they are most attracted too, and the therapist can use that colour during or after the therapy. Another suggestion which is extremely beneficial, is to add the chakra colours to the feet. The mini set is ideal for this as the roller tops assist in the placing of the oils.

If used in a **massage** treatment, first lubricate the body using a grape seed base or any other massage oil that you prefer, than add a little of the colour that the client is drawn to. Using the colour will intensify the work and really assist in the release and healing process.

For a **chakra balancing massage** which will intensify your massage treatment and support the client on a physical level, you can use the chakra colours on the specific energy centres. First the therapist will rub a little of the chakra colours on the specific energy centers as below. 2 or 3 pumps are usually sufficient per leg and over the trunk of the body and half a pump only for the third eye and crown chakras. The body immediately absorbs the colour and then you can lubricate the area with your carrier oil and begin the massage. Please do not include essential oils, as there are already 7 different essential oils in each colour.

RED from the feet to the coccyx,  
ORANGE around the hips,  
YELLOW over the stomach/middle back area,  
GREEN on the chest,  
BLUE to the top of the shoulders and neck,  
INDIGO over the face or back of head,  
VIOLET add a small amount to the finger tips and massage the top of the head.

**Counselling** – By allowing the client to choose from the coloured oils, you can get insight into what is causing their present state of being. Encourage the client to take the bottle home so they take responsibility for their healing, it will assist them in releasing and shifting the issues between treatments.

# *Angels of Transformation*

## ANGEL SPRAYS

The Angel sprays are for space and energy revitalisation and clearing. Bringing new clear energy into the space. They create a link between the conscious and sub-conscious mind, inviting the protection of the Angelic Realm. When using them hold this focus, calling in the unseen support. They instantly strengthen, refresh and cleanse the aura – bringing harmony and balance to the chakras.

They work in conjunction with the oils. Whereas the oils are absorbed by the skin and work from the inside out, the sprays compliment this and bring in a breath of fresh energy; clearing the air and the mind; and balancing the emotions.

For chakra balancing and energy / mood enhancement:  
Spray above the head and on to the chest area and allow the fragrance to gently wash through your aura.

For clearing a space: simply spray around the room, again asking for Angelic guidance. They dispel negativity and bring the light into the environment very quickly (*see chapter on space clearing*)

Use on the body repeat regularly throughout the day, as the energy lasts for about 2 – 3 hours. They can be used as often during the day as you feel the need.

Here is a breakdown of the 11 different sprays and the support they bring:

### **GATEWAY TO THE DIVINE**

#### **Magenta Spray**

The magenta light of Mary Magdalene opens the door to spirit and is a bridge directly from the Divine to the heart chakra. She brings healing through the unconditional love of the Divine Feminine principle.

The Angelic message is to have faith in this world and to keep believing in the essence of goodness in people, despite evidence to the contrary.

It encourages peace in the knowledge that the Universe will support you. The more you acknowledge it and show gratitude for this, the more support will be forth-coming.

She links matter to the cosmos through creating reverence for the Earth, Keeping you grounded in times of spiritual expansion. She help with the stress of city living, disorientation or lack of personal space. She balances the stress of conforming to society norms and brings inner peace and strength.

\*\*\*

*Spray this beautiful essence around your body regularly to wrap yourself in love.*

## **ANGEL OF ASCENSION**

### **Christ's Gold Spray**

The Golden Light of divine healing and protection.  
The Christ spray brings in the support strength of the Divine Male.

He draws spirit closer, bringing instant calmness and peace.  
He raises your vibration, awareness and connects to Soul.  
The essence holds the promise of the future - the trust of the good that is still to come.

It transmutes the fear of making the wrong decision or of  
being judged on the decisions made.  
It clears communication difficulties - particularly for leaders and therapists  
by assisting with the verbalisation of concepts and ethical ideas.

\*\*\*

*Spray this essence around your body regularly to keep you positively focused on your healing potential and growth.*

\*\*\*

*Use both the magenta and gold sprays at the same time. Lightly spray the gold spray on the right hand side of the body and top of the head; to ignite the memory of the Christ energy in the heart of mankind. Spray Mary Magdalene on the left of the body and behind your neck, to invite in the loving support of the divine feminine. The combination invites the perfect partnership of the divine masculine and feminine energies that have to find balance in our bodies before they merge in Oneness. When used together, this marriage encourages the end of duality so that the new human angel can emerge.*

## **ANGEL OF ILLUMINATION**

### **Silver and Diamond light in a Clear Spray**

This prism of Diamond light wraps you in divine protection and reflection.  
It brings cosmic renewal and together with the silver inclusions, it anchors your dream of the New Earth.  
With absolute honour, it restores one's dance through life.  
It aligns you to your dream with harmony and synchronicity.

It quickly draws in the light, raising the vibration around your body.  
It draws the light into any situation and dispels any negativity from the auric field or the environment, bringing unlimited protection and potential.  
It is loving, peaceful and represents the purity in all things.

Using this spray regularly allows the spirit to emerge, liberated and whole.  
It brings in the purpose of knowing, and appreciation for the sacredness of life.

\*\*\*

*This spray is brilliant for energy and space clearing. It also clears and awakens crystals.*

*If used in an office or therapy room, it effectively clears the space between clients.*



## **BLUE FLAME OF DIVINE PROTECTION**

### **Blue Spray**

The blue spray is for absolute protection.

It raises the spirit and brings in understanding and appreciation.

When used regularly in an office environment, it clears the mind and helps you to focus. It also brings a freshness to the space around you.

It increases sensitivity and awareness of the nuances around us.

It is stimulating, soothing and gently uplifting. It assists with alertness, while calming the mind.

\*\*\*

*Spray this essence regularly around yourself to assist with clear thinking and to invite angelic protection to the situation*

## **ANGELIC WINGS OF LOVE**

### **Pink Spray**

Using this essence reminds you of the magnificence of the beautiful being you are.

This magical spray reminds you of the unconditional universal love that touches the soul and awakens the heart, bringing harmony and comfort.

It calms aggression and brings in loving vibrations, whether emanating from within yourself or if directed towards you from others. In both instances spraying yourself helps to change what you attract.

It encourages you to be kind and gentle with yourself and others.

It is fantastic to use on children as they love the gentle smell and can feel the angelic presence.

\*\*\*

*Use this essence regularly around yourself and in your home to invite loving vibrations into your space.*

*To calm any anxious or aggressive meeting or situation, spray it liberally around the room and onto the chairs during a break, before the people enter.*

## **EARTH ANGEL Red Spray**

This red essence stirs the spirit leaving no time for contemplation but encouraging immediate action. It helps to get anything that is stuck or on hold, energised and moving. It removed blockages and increases the flow of energy and business.

It assists with building, restoring and maintaining of the physical energy.

It discourages inhibiting thoughts and encourages progressive deeds. It is great for keeping the mind stable and uplifted.

It is particularly good for grounding, while bringing clarity and assurance.

\*\*\*

*Spray above your head and on to the chest and feet to keep yourself grounded and to boost your energy levels. Therapists can do the same to ground their clients at the end of a treatment.*

*To increase business, spray yourself, your phone, computer or diary; and know that the flow will increase.*

## **VIOLET FLAME OF TRANSFORMATION Violet Spray**

This wonderful spray brings in a gentle healing energy  
It releases grief and sadness and brings about transformation.  
It steadies and calms any inner disquiet, with a sense of oneness.

It assists when meditating & connecting to the Divine.  
It also increases your perception and intuition while wrapping you in protection.  
The violet flame is very powerful and able to dissolve any issues that you are ready and willing to release - simply visualize it being transmuted in the violet flame.

\*\*\*

*Spray this divine essence around your body before you meditate – it will accelerate your divine connection.*

*Also use when feeling hopeless or when going through grief. It eases the deep sadness.*

## **ANGEL OF REGENERATION**

### **Orange Spray**

Regeneration means restored to the original state of being.  
This angel assists you when in need, with understanding and compassion he watches over you, bringing the angelic healing elements forward.

Use this essence after any event that has caused trauma.  
It helps you to let go of the trauma of the past, with forgiveness and grace.  
It is calming and soothing to those with troubled minds.

It builds courage and stimulates action while strengthening and repairing the etheric field.

It assists you in moving forward and gaining wisdom from the lessons learnt.

\*\*\*

*Spray over entire auric field if you feel you need to be re-aligned.*

*It is essential to use this essence immediately after any traumatic event, operation, or accident. It re-seals the auric field when used immediately after the situation.*

## **ANGEL OF ENLIGHTENMENT**

### **Yellow Spray**

This essence lightens the shadows of the mind, while bringing clarity, illumination and laughter. It uplifts, and clarifies and releases past numbness.

If feeling vulnerable, it encourages strength and positive resolutions.  
It encourages the strength we need to follow our dreams.  
It awakens the mind and is excellent for focus & concentration.

\*\*\*

*Use this essence while studying to help you organize the mind and assimilate the information. Then use it around yourself just before writing tests or exams to calm the fear and help you to remember the stored information. Spray on face, chest & solar plexus.*

*For problem skin, it is wonderful if sprayed lightly over face after cleansing and toning. Wait for it to dry before applying your moisturizing.*

*An added benefit is that it wraps you in joy for the day.*

## **ANGEL OF THE HEART**

### **Green Spray**

This spray recognizes and releases past lessons and assists you in moving forward. It heals the heart with gentleness and peacefulness. If feeling neglected or misunderstood, it brings comfort and reassurance.

The green assists in the joining of the spiritual and physical worlds while bringing in a sense of purification, wholeness and unconditional love.

It encourages you to be kind and gentle with yourself.

\*\*\*

*Spray this essence gently above the head and onto the heart area. It helps to heal the heart and let go of the past.*

## **ANGEL OF LIBERATION**

### **Turquoise Spray**

This Angel liberates you from anything in the past that holds you back, setting you free.

It opens the connection to crystals& dolphins.

It supports any blockages created when working with computers. So, if your computer keeps freezing, gently spray your chest and the computer while acknowledging that there is an emotional issue that needs to be addressed.

This spray also assists when doing public speaking or writing, as it opens the creative channels within yourself as well as the way the message is received.

\*\*\*

*Spray above the body and onto chest to liberate yourself from being emotionally frozen, or when interacting with dolphins, whales and crystals.*

*Spray yourself and your computer or mobile phone if you need to clear the connection between yourself and the new technology.*

# SPACE CLEARING

Have you experienced walking into a room and instantly feeling nauseous, frustrated, depressed or generally like you have the heebie jeebies? Our sensitive human bodies respond to subtle external energy frequencies and influences, as well as energies from the spirit realms. In this way we pick up the unseen vibrations in the space. I am not referring to the sensationalist Ghost Buster type entities, but rather subtle energetic imprints that surround people or traces thereof (fragments or entities) that are left in a space after someone has moved or passed away. If you move into a new home and the previous owner was particularly negative, aggressive, ill or addictive – their energetic imprint is left in the space until it is cleared.

It is important to clear the space before that energy begins to affect you and your family. In fact, everyone can benefit from doing regular space clearings. We pick up stuff from work and from other people in our space. When you are ill or stressed, your natural defenses are lower and you are more susceptible to taking things on or being susceptible to psychic interference.

Once you have done the initial cleansing ritual, regularly use the Angel sprays around yourself to assist in strengthening your aura and building your natural defense mechanism.

Using the Angels of Transformation sprays is an extremely effective way of bringing light into any space – thereby dispelling any sludgy or negative vibration or entity. You can do this yourself.

## WHEN WOULD YOU NEED TO DO THIS?

- Sometimes when people visit your home or office – if they are particularly angry or negative, they may leave a residue of that energy in your space. You will be aware of this because your energy level drops, your mood changes or you will begin to behave the same way they do. This is a very subtle energy so look out for it. Be aware that we all leave energetic imprints wherever we go.
- In the case of a stuck entity or fragments of a lower vibration that has not moved on – you will find that the people living or working in the environment may struggle with their moods, energy levels or have addictive behaviour that can't be shifted. This energy could also cause blockages in your finances or projects that just won't come to fruition.
- Children are extremely sensitive to energy, and you may find that they do not want to be in a specific room or have constant nightmares.
- There may be a definite temperature drop in different corners or areas of a room.
- If you are psychically aware you may feel ghosts or entities in a room.

## WHAT YOU WILL NEED:

I use the following Divine Space Angel Sprays:

1. Clear – Angel of Illumination,
2. Red – Earth Angel
3. A box of Epsom salts
4. Bowls (one for each room)
5. Tin foil
6. Surgical spirits
7. Incense or smudge sticks (white sage is my favorite)
8. High vibrational music

Extra sprays: Pink Angelic wings of Love spray for children's room, and Blue Oil of Transformation to help calm the child. Blue Flame of Protection spray for an office environment

## FOCUS:

Intent is the most important – so above all **do not dwell on the issue and build fear around it** – as that will feed the energy and make it harder to clear. Remember energy follows thought, so by talking or thinking about it – you re-create the dynamic. Do the clearing work and KNOW that it has shifted.

The Angelic realm is also waiting to support you but cannot do so unless asked to do so. Invite Archangel Michael into the space to help you. He is the Angel of protection, so when invoking his presence, ask him to help you by protecting your home and all who live in it. Imagine that he has a huge blue sword and is cutting away all the old stuff that is not yours. He then stands over the house or places his blue cloak of protection over the property, your family or your vehicle.

## CLEANSING RITUAL:

Begin by breathing deeply and centering yourself. Set the intention that you are anchoring a pyramid of absolute clear light over the environment and that only the light is welcome in that space. Call in Archangel Michael to help you and ask him to protect you as well.

First spray the clear 'Angel of Illumination' spray over yourself and onto your hands, so that you are a clear channel for the work.

Then place a strip of tin foil into the bowl with a handful of Epsom salts and liberally sprinkle the salts with the surgical spirits. (make sure not to use too much spirits or it will dissolve the salts). Loosen the salt with a fork. You will need a separate bowl for each room. Do one room at a time.

Spray the red Earth Angel spray around yourself as a protective barrier. Pray for guidance and call in higher support, then light the Epsom salts.

Invite the Angel of Illumination to help draw light into the room, while the Red Earth Angel, assists with protecting your energy.

- While it is burning notice sparking that occurs – this is the absorption of the negativity. When the flame goes out – have a look at the colour of the salts – if very black this is an indication of the amount of negativity that has been absorbed. You will need to do it again (until the salt is left with as few black spots as possible).
- While the burning is happening repeat this mantra over and over again:  
  
KADOISH, KADOISH, KADOISH, ADONAI TSEBAYOTH (*sebaiyot*). Repeat this over and over until you feel the work has been done. It is a Hebrew mantra which means HOLY, HOLY, HOLY, LORD GOD OF HOSTS. If it is repeated in the original Hebrew language it has a higher resonance. When this is chanted – nothing of a lower vibration can be in the space.
- After the flame has gone out – fold the salts into the tin foil – making sure to touch only the foil and not to touch the salts, then throw it into your outside bin.
- When the burning is complete light incense or smudge every room.
- Then walk around the home and spray the clear Angel Spray everywhere calling on the angelic light into the space. This will polish the energy.
- Visualise a spiral vortex of light in the room while you do this. See it collecting and drawing out residue that is no longer welcome in the space.

When that ritual is complete, play music which has a high vibration like: 108 Sacred Names, Tibetan Singing Bowls, or even Gregorian chants. Play it loudly so that the sound bounces off the walls.

#### FOR CHILDREN:

When supporting children in their rooms at night – do the cleansing as above during the day when the child is not there. Tell them you have asked the angels to come and love and protect them and spray the Pink Angelic Wings of Love over them at bed time. Ask them to call the Angel and to ask them to wrap their wings around them for protection all night. If this is done every night – it will definitely change the dynamic. To add extra loving support – pour the Blue Oil of Transformation into their baths at night – this will help to calm them and they will sleep deeper and easier. (Parents can do the same)

#### HELP IN THE OFFICE OR HOME:

Again, once you have done your major cleansing – preferably during a Friday evening when the staff have gone home and you can let the energy settle over the weekend. Your next step is to keep the space clear as much as possible. Use one of the following sprays as often as you feel the need (can be used as often as every 3 hours)

- Red - Earth Angel to bring in abundance and extra energy. It is grounding and stops people sucking your energy.
- Blue - Angel of Protection to assist with clearing the mind, focusing and clearing the space instantly if you feel someone has dumped their stuff there.
- Clear – Angel of Illumination to bring the light and understanding into any situation
- Pink - Angelic wings of Love to calm any aggression, bring in love and to open the heart

## SPACE CLEARING – GRIDS AND SPIRALS

First do a space clearing – see above.

Do my vortex meditation regularly – visualizing the cords around your home as well as your body.

Then follow these steps:

Get a bunch of double terminated crystal points. If you can't get double terminated points, then use 2 single terminated quartz points.  
Place them next to each other with the points facing in opposite directions.

Spray them with clear spray to cleanse them.

Bless them and pray over them asking for angelic guidance and protection.  
Tell them what you need.

Soak them in a little of the blue oil overnight asking them to soak up the protective energy.

Ask that they will create a crystal light pyramid over your property and that nothing of a lower nature will be able to see or focus on you.

Place the crystal grid around your home and property in the following way:

Begin from the outside in.

Place them on the fence or corners of your property.

Place them in the outside corners of your home and the cottages separately.

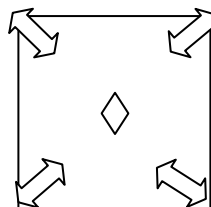
Place them and in the corners of every room.

This is creating layers of protection – like the Russian dolls nesting inside each other.

When place them in the corners make sure they are at angles so they face the centre of the house/room or property. See the arrows below.

Set the intent that it draws in only light and positive energy and pulls out any negativity.

Place one nice large clear quartz crystal in the centre of the property – setting the intent that this holds the apex of the pyramid.





If necessary – whenever you feel the need – the crystals may need to be re-activated and cleansed. Walk around the property, and spray them with the clear spray.

To keep yourself centered and whole – use the new gold spray on the right of your body and top of your head, and the magenta spray on the left of your body and behind your neck. Inviting Christ and Mary Magdalene to support you.

## SUPPORTING THE EARTH

I also use my oils on the land, by walking in a spiral and pouring them on the paving or earth in a spiral formation.

My spiral is huge and usually takes 4 x 50ml bottles. But you can make it any size you want.

I do mine at the entrance gate to the property and ask that anyone who walks or drives over it is cleared as well.

Begin at the opening to the spiral and place this in line with the gate so you are inviting the new energy onto the property and walk towards the centre of the spiral.

Use colours that enhance what you want to anchor on the property and call that energy in as you walk and pour.

I usually begin with red, green or Melchizadek inviting in the abundance. When that bottle is finished I use pink or coral and ask that it comes in only with love. Then use whatever other colour you need – maybe blue, indigo or violet for protection etc....

I usually end at the center of the spiral with clear oil setting the intent for the light to be anchored.

My spiral is on the brick paving and I can see when it fades and needs to be redone. I usually re-do it every couple of months and can definitely feel the difference when re-establishing it.

# Pregnancy, infants and children

We have had amazing responses working with pregnant ladies using the oils and sprays. They wrap the mother in a cocoon of loving, supportive energy while nurturing the special angel growing inside of her. It works because firstly it assists the mother in coping with the changes, her stress levels and most importantly loving herself through the process. The child in the womb is completely aware of the parent's state of mind, physically and emotionally. It therefore benefits hugely when the mother is calmer and more balanced. At the same time it absorbs those magical coloured energies itself.

This is our recipe for success:

- During pregnancy, rub Pink or Coral Oil of Transformation on the tummy and blue oil around the outer edge in a U shape - this symbolizes the supportive chalice of the masculine energy (blue) while holding the loving energy of the baby (coral or pink).
- The mother would also do well to support the shift she is going through by choosing and using other colours during the pregnancy. She may be confused and stressed – in which case the yellow oil would support her. She may need a re-structuring of her surroundings, with changes to the environment, home, or work situation – all of these would be supported by using the green oil. Perhaps she worries too much and can't sleep at night- the blue oil shifts this dynamic. There are so many issues and changes that we go through that it is best to be guided through the process by the colours to which you are drawn. Do a 1 or 3 bottle reading for yourself, then use that bottle daily until it is finished before repeating the process.
- During labour, rub the Blue oil on to the tummy and legs to help ease contractions and assist the birthing process.
- After the birth, use Orange oil down the mom's left side to re-seal the aura. Then work with the Blue to ease and assist the healing and recuperation. This should be repeated every day for a week. Use Orange in the morning and Blue in the evening.
- Continuing the use after the birth, on both mother and child, keeps that supportive energy and connective link.
- Use 2 drops of the Divine Transformation 'Mother Mary,' oil in the baby's bath water. Mother Mary together with Archangel Gabriel both assist in welcoming new souls into life. Using them during the last stages of birthing as well as the first few weeks or even months, is extremely supportive.
- When baby comes home gently rub a tiny bit of Mother Mary oil on them in the morning and Gabriel or the Blue Light Matrix Oil at night. Mix one or two drops with cold pressed sunflower oil for a gentle massage mixture, stroke and gently

rub the oil into the entire body. You could also use a couple of drops in the bathwater instead of directly on the body.

- Support the energy by using the pink Angel Spray (Angelic Wings of Love) when the baby is anxious or irritable.
- As the new little souls are extremely sensitive please do not surround the baby in strong primary colours (clothes or decor). These jar their senses and they will do far better when surrounded in the vibrations of soft gentle shades.
- Best to use the Light Matrix oils rather than the coloured Oils of Transformation.
- As the child gets older, use a combination of the Blue and Pink Oils of Transformation or Light matrix oils on all children in a single parent home, or on children of divorced parents as one of the parents is missing and the 2 oils help to restore a sense of stability and balance in the child's life. Inviting in both the masculine and feminine support. Other colours can be introduced from school going age.
- Support the energy by using the pink Angel Spray (Angelic wings of Love) when the baby, child or adult is uptight, anxious or irritable. The spray instantly calms aggression and brings in love. This affects everyone in the environment.
- Using the Pink Angel spray every evening at bed time – is really supportive. Invite the angel of protection into the space by spraying the child and room – then ask the child to feel their angel standing behind them. Ask the angel to wrap their soft wings around the child and to hold them safely like this all night. Brilliant to alleviate nightmares and to make the child feel safe and protected all night
- When the child goes through the terrible twos and threes - begins to push boundaries, goes to play-school or has to re-adjust to a new environment - the green will assist with this adjustment. Green brings the heart into any situation and helps to establish boundaries while making them feel safe in the new space. This works for adults going through any change as well. Also excellent to ease chest colds.
- School going age: when children begin to learn their ABC's and 123's - the yellow will help them to grasp the new concepts. The yellow oil or spray will support them throughout their entire schooling career, helping them with concentration, focus and enabling the information to be absorbed. It is also beneficial to use before writing exams or tests as it calms the stress

## DOWSING

If you would like to make use of dowsing this can be done either with a pendulum dowse, dowsing rods or using a muscle test to determine your answers. They can be used to confirm the answers that you need at any given moment in time.

You can use these methods to:

- Determine the balance and health of the chakras.
- Confirm answers that you are needing.
- Ascertain which Oil or Angel essence would be most beneficial.

### DOWSING RODS

The method I find the most reliable and most effective is to use the Dowsing rods. Hold them gently but firmly in front of your body, making sure that they are horizontal with the ground. First create an energetic circuit by communicating with them. This can be done verbally or silently. Ask them to work with you, and indicate how you would like them to respond.

I ask them to begin to open as I move slowly towards someone – showing me where their auric field is. As they begin to respond take another one or two steps and then stop – waiting for the rods to continue their swing. Do not step right up to someone as this feels very invasive. Practice this until you are confident.

The next step is to look at each chakra. Again telepathically talk to the rods and let them know that if the chakra is healthy and balanced you would like them to swing apart and open for you. If it is closed, they will not move or will both swing to one or the other side, and if moderately balanced it will open proportionately to the balance of the chakra.

Programming your dowsing rods:

Ask them to please work with you.

Tell them that you would like them to show you the health of the different chakras.

If the chakra is balanced they must open wide – which shows 100% balance.

If imbalanced please show the percentage they are open.

Do NOT worry or analyse whether they open to the left or the right or if they both swing to one side – you are only interested in the amount of space opening between the rods.

If they stay closed together it means the chakra is completely closed. This is the same if they stay together in the middle of the body – or if they swing completely to one side.

If slightly open the determine the percentage that it is open.

If there has been shock or trauma in the person you will find all the chakras on the left hand side will be closed. The rods will not open on the clients left (your right). If one chakra opens completely IT IS NOT AN ETHERIC GAP PROBLEM. Should they all be closed - it is imperative to use the orange oil down the left of the body. Should the shock or trauma have occurred recently then use a small bottle for at least 4 – 5 days to correct and re-align the being. If it is a long standing problem – then a large bottle will be

required – using it every morning down the left until the bottle is finished (or in the bath every morning).

You can check your own chakras in the mirror.

## **DOING THE TEST**

To test using Dowsing Rods, stand about 3 meters away from the person and ask for it to show you the balance of the particular chakra. Slowly walk towards the person and see the result.

le: The question to ask is: Please show me how balanced Paula's base chakra is? If the rods open wide – it is clear and balanced – if they open less than 60% then it could be worked on either energetically or by using the related coloured oil or angel spray. To confirm which coloured oil would be the most beneficial for the client – recommend the coloured oil that relates to the chakra that is the most shut down (if that colour has not been chosen in their selection – the person may not be ready to work with it on an emotional level yet – then give the spray in the related colour not the oil).

Spray then client with an angel spray to show them the balance after its use – this will encourage them to use the products at home – as they have seen the results. Check the imbalanced chakras after spraying them to ensure that it has been corrected.

You can also ask the rods to show you which way they will swing for a 'yes' answer and which way for a 'no' answer.

If asking yes and no questions, Please remember to only ask questions that are for your own greater good and of the highest integrity. Avoid asking personal questions for yourself, as you will determine the outcome by your own desires.

## **Pendulum Dowsing**

In order to dowse using this method, you need a pendulum. A pendulum is any small weighted object suspended on the end of a string or chain by the finger and thumb. Pendulums can be made from various materials including wood, glass, metal or quartz. If you want to try this now, and you don't have a pendulum, make one with a ring and some thread. Put the string through the ring so it hangs (pendulums) down at a length of five to six inches. Hold the string between the thumb and forefingers, with the fingers pointing down. The heavier the object, the longer the string.

You now need to determine a "search", a "yes" and a "no" position or response of your pendulum. The "search" response indicates that the pendulum is ready to be used and for most people this is indicated by a stationery position. A "yes" response usually has the pendulum swinging in one direction and a "no" response is indicated by the pendulum swinging in the opposite direction.

If you are using a pendulum for the first time, the easiest way to define your test positions is to program this information into your pendulum. Keeping the pendulum in a stationery position let it know “this is my search position, I am ready to use the pendulum”. Now begin to gently swing the pendulum in a vertical or horizontal swing and ask it to show you which direction it will choose as a yes answer for you. Next, swing the pendulum in a vertical manner and ask it to give you your “no position”. Practice this a few times until the pendulum is constantly swinging in the same direction for the yes or no answers. This means it is being programmed to respond in this way for you always. You could also ask it to show you which direction it will move in for a maybe answer. For me it swings clockwise for yes, anticlockwise for no and vertically for a maybe. Make sure it remains motionless for the “search” position.

It is important to ask questions that only have a yes, no or maybe responses. Make sure the questions are clear and concise and not ambiguous as this will affect your answers. Do not ask a question like; “Please show me if the chakra is open or closed”, as the pendulum will not know how to respond.

To test the chakras with a **pendulum**, have the client lying on a couch and hold the pendulum above each chakra. Ask the pendulum if the chakra is open and balanced and see if the answer is yes or no.

Please remember to only ask questions that are for your own greater good and of the highest integrity. Avoid asking personal questions for yourself, as you will determine the outcome by your own desires.

## USE AND CARE OF YOUR PRODUCTS

*NB: I strongly believe that all physical dis-ease is first created by emotional trauma, either through stress or unhealed past issues. Although we have stated that the colours assist with specific physical ailments, the oils work on an emotional level, and address the emotions that cause the physical symptom. It is the Soul's individual choice whether to release the ailment, this is not a quick fix miracle cure. We have many, many cases of healing that has occurred, but the greatest healing is the healing of the heart and mind. The physical healing will then follow, if the reason for creating it in the first place is has been dealt with.*

The products are made by hand using only the best quality extracts from organically grown plants and flowers, pure Essential oils, nut and vegetable oils.

As they are natural, colours may differ between batches. Sacred geometry and crystals are used in the process, which raises the vibration so that the product forms a pyramid of light to support the person or home.

No synthetic preservatives are used, so the colour and intensity of fragrance may dissipate over time. This does not alter the efficacy of the product, as it retains the initial vibration and intention.

Please keep out of direct light as they will fade. Should the colours alter, they are simply aligning specifically with someone in the environment. It does not affect the energy of the product but it is an indication of what is happening in that person's life - the oils are trying to support them. They must use the oil, as it will help their shift. It is a gift when this happens.

The shelf life is approximately 6 – 8 months, after the bottle has been opened and used. It begins to deteriorate once air is in the bottle – and should be discarded when the smell begins to go rancid. Unused oils will keep for a lot longer, if kept in a cool dark cupboard, and in a positive environment.

If there is a lot of stress and negativity in the environment the oils or sprays will do their best to help clear this. They then take on and absorb the energy and will begin to look murky, faded colours or having floating bits in them. It would be best for the person causing this to use the product as it is already trying to help them. If they don't use it and don't change their behaviour, they will continue to blitz the products.

Once the shelf life is up don't throw the bottles away. Use the oils to help balance the earth energy in the same way as we do on ourselves. Sprinkle the oil or spray around your garden or office. Anoint the windows and door frames invoking new positive things to come inside. Use the oils to draw spirals or symbols onto the garden or in alignment with the entrance or gate. Use colours that will invite specific energy into the space. If you need more business or money then use the green and red oils. If you want peace and tranquility etc then use the indigo, violet and blue oils etc. Set the intent that you are opening a vortex of light on the property and that only positive people or experiences will pass through it.

NB: The energy within the products are alive and light-filled. To keep their vibration high, it is important to love and honour them. Commune with them often, lovingly clean and dust the bottles. You can even meditate in front of them. You will notice that if they are ignored, the light within then begins to fade. The more you connect with them, they will begin to sparkle and shine.

## A – Z COLOUR HEALING CLASSIFICATION

IMBALANCE	SUPPORTIVE COLOURS	BEHAVIOUR MODIFICATION
Abused	Orange and blue oils	Blue helps to establish boundaries while the orange seals and heal the aura after the abuse.
Abusive	Pink oil	Love yourself and others.
Aches & pains	Blue oil	Let go of the past and love yourself
Acne	Yellow oil or yellow Angel of Enlightenment spray	Love and accept yourself exactly as you are
Addictions	Gold oil	Accepting and enjoying life as it is
Aggression	Angelic wings of love spray	Find positive ways of letting off steam
Aids	Green oil	Learn to love the space you are in
Allergies	Green oil	Avoid people that annoy you
Alzheimer's	Violet oil	Take back your power and love life
Anemia	Red oil	Discover the passion for life again
Anger	Red oil	Write anger letters, punch a pillow or play squash
Ankles	Red oil	Trust that you are supported
Anorexia	Yellow oil	Learn self love and acceptance
Anxiety	Yellow oil	Make time for fun in your life
Apathy	Red oil	Find your passion and go for it
Arms	Green oil	Use your creativity productively
Arthritis	Blue oil	Let go of criticism and resentment
Asthma	Green oil	Learn to enjoy life and all it offers
Athlete's foot	Blue oil	Move forward with confidence
Back	Blue oil	Know that that you deserve support
“ lower	Orange oil	Believe you are financially abundant
“ middle	Yellow oil	Let go of the past
“ upper	Green oil	Accept emotional support and let go
Bedwetting	Orange oil	Love and acceptance – no fear
Bites – insect or mosquito	Blue oil	Let go of victim consciousness
Bladder	Yellow or gold oils	Who is peeing you off?
Blisters	Blue oil	Protect yourself
Blood pressure low	Red oil	Self acceptance (rejected in childhood)
Blood pressure high	Blue or green oil	Let go of unresolved emotional pain
Boils	Blue oil	Do constructive anger release work
Bowel problems	Orange oil	Stop holding onto the past
Brain	Violet oil	Balance male and female aspects
Breasts	Green oil	Nurture and love yourself
Breathing	Green oil	Enjoy the breath of life
Bronchitis	Green oil	Speak your truth calmly
Bruises	Blue oil	Be kind and gently with yourself
Burns	Ice then blue oil	What is burning you up? Let go
Cancer	Relate to chakra colour	What is eating you up inside? Deep hurt
Candida	Orange oil	Believe that you deserve to be loved



IMBALANCE	SUPPORTIVE COLOURS	BEHAVIOUR MODIFICATION
Cellulite	Pink oil	Let go of the life knocks you have had. See the gift in them rather than dwelling on them
Circulation	Red oil	Find your passion and release anger
Claustrophobia	Green oil	Have you felt suppressed in life?
Co-dependant	Orange oil	Focus on anything creative
Cold sores	Blue oil	What is eating at you – voice it
Colds	Blue and green oils	Detox with grace – take time out
Colic	Yellow oil	Child takes on the parent's stress
Coma	Red oil	Not wanting to face life
Confusion	Yellow oil	Stop focusing on it – find your joy
Constipation	Orange oil	What are you not letting go of
Coughs	Green oil	Need to speak up and be heard
Courage	Orange oil	Know that you deserve the best
Cramps	Blue oil	Fear – what are you holding onto?
Croup	Green oil	Need to space and to be heard
Crying	Coral oil	Tears are cleansing and healing
Cuts	Blue oil	Do you feel you need to be punished?
Cyst	Blue oil	Stop holding onto past hurts
Cystitis	Gold oil	Who is irritating you in life?
Depression	Violet oil	Spend time doing things that brings joy
Diabetes	Yellow oil	Restore the sweetness in your life
Diarrhea	Orange oil	Need to purge and let go of fear
Dying/transition	Blue and violet oils	Brings peace and supports grief
Dyslexia	Yellow oil	Use yellow paper to write on
Ears	Indigo oil	Left ear – trust your intuition Right ear – what is it you don't want to hear?
Eczema	Yellow oil	Mental and emotional rejection of self. Learn to love and accept yourself fully.
Emphysema	Green and yellow oils	Know you deserve life
Endometriosis	Coral oil	Let go of blame and self rejection
Epilepsy	Violet and red oils	Learn to be happy to be in your body
Eyes	Indigo oil	Everything you see is supportive
Fat	Pink and red oils Yellow oil	Stop rejecting yourself & love yourself exactly as you are. For self acceptance and self confidence
Fatigue	Red oil	Do something that excites you
Fearful	Yellow oil	Stop obsessing – have fun
Feet	Red oil	Trust that your path will be guided
Fever	Blue oil	Look at what is burning you up inside
Fever blisters	Blue oil	What is eating at you – voice it
Flu	Blue and green oils	Time to detox – take time out and rest
Fluid retention	Pearl or turquoise oils	Need to let go of suppressed emotions
Fractures	Blue oil	Look at where you are not supported
Frigidity	Red oil	Stop mentally withdrawing
Frustration	Pink oil	Learn to be more patient
Glands	Blue oil	Be more creative
Gout	Blue oil	Let go of resentments

IMBALANCE	SUPPORTIVE COLOURS	BEHAVIOUR MODIFICATION
Grief	Violet oil	Find the passion in life again
Growths	Blue oil	Learn to forgive and let go
Hay fever	Indigo oil	Release all that emotional congestion
Headaches	Blue, indigo or violet oils	Stop criticizing yourself and others
Heart-ache	Green oil	Let go and forgive yourself and others
Heart ailments	Green oil	Believe that you deserve love
Heartburn	Blue oil	Fear is coming up to be released
Hemorrhoids	Blue oil	Anger needs to be released
Hepatitis	Green oil	Learn to enjoy every moment of life
Herpes	Indigo oil	Stop rejecting yourself & allow divine guidance
Hips	Orange oil	Ask for and allow support from others
Hyperactivity	Blue oil	Frantic - Slow down and be calm
Hyperventilation	Green oil	Stop resisting change
Impotence	Red oil	Don't feel pressurized to perform
Incontinence	Orange oil	Stop trying to control your emotions, they need to be released.
Indigestion	Yellow oil	Let go of fear and anxiety. Believe that life is there for you to enjoy
Infection	Blue oil	Who or what is irritating you and what is eating at you? Focus on the positive rather than negative.
Inflammation	Blue oil	Calm your thinking. Let go of anger
Influenza	Blue and green oils	Time to detox – your body is telling you to take time out and rest
Injuries	Blue oil	Stop feeling like a victim in life. Believe you are divinely protected at all times
Insomnia	Blue oil	Stop worrying, and constantly over analyzing everything
Intestines	Yellow oil	Assimilation of life. Don't hold on to past hurts and pain – let go
Intuition - blocked	Indigo oil	Trust yourself and your inner guidance
Joints	Blue oil	Stop resisting change and movement. Learn to flow with life
Kidneys	Gold oil	Let go of disappointments
Knees	Red and blue oils	Time to heal the heart & be flexible
Liver complaints	Gold oil	Need to release anger
Lungs	Green oil	Enjoy life
Menopause	Orange oil	Love your body and flow with changes
Menstrual pain	Blue oil	Stop rejecting yourself
Migraines	Blue, indigo, violet or magenta oils	Feeling pressured and stressed. Pushing yourself too much
Miscarriage	Coral oil	Trust the soul only needed a short time to complete it's journey. You chose to do this together - love yourself
Multiple sclerosis	Blue oil	Are you resistant and inflexible?
Muscle strain	Blue oil	Move easily through life and don't resist change
Nausea	Yellow oil	What is bringing up fear for you?
Neck	Blue oil	Need to be more flexible and to see all sides

IMBALANCE	SUPPORTIVE COLOURS	BEHAVIOUR MODIFICATION
Nerves	Yellow oil	Notice how you respond to thoughts and feelings. Stress and nervousness cause toxin release which affects the skin
Nervousness	Yellow or gold oils	You are too stressed take time out (see above)
Operations	Orange (down left side of body) and blue oil near cut	Seal and repair your aura with orange. Help the healing process with blue
Osteoporosis	Blue oil	Find more external support in life
Ovaries	Pink, coral or orange oils	Be more in the creative flow
Overweight	Pink and red oils	Stop suppressing your feelings (see Fat)
Overworked	Yellow oil	Time for fun and enjoyment in life
Pain	Blue oil	Are you punishing yourself?
Pancreas	Gold oil	Find the sweetness in life
Parkinson's disease	Blue oil	Stop trying to control everyone/thing
Phobias	Gold oil / spray	Try not to obsess about it
Pneumonia	Green and yellow oils	Your body is forcing you to rest – do it
Post nasal drip	Indigo oil	Do you feel like a victim? – inner crying
Poverty	Red oil or earth angel spray	Stop getting hooked into what society says – believe you deserve and already have abundance.
PMS	Blue oil	take back your power
Procrastination	Gold oil	Stop putting things off – do it NOW
Prostate	Red oil	Take charge of your life
Protection	Angel of Illumination spray	Know that only light may enter your space. Invite the angelic support
Pregnancy – support during	Blue and pink oils	Blue on sides of tummy – brings male support. Pink in centre – brings loving feminine balance
Pregnancy - difficulty falling pregnant	Coral, pink or orange oil	Love and nurture yourself so you can do the same for another being
Rash	Yellow oil	Stop rejecting yourself
Rejection	Green and pink oil	Believe that you deserve to be loved
Resentful	Pink oil	Focus on self love only
Respiratory	Green oil	Enjoy the breath of life
Rheumatoid arthritis	Blue oil	Suppressed by authority? Move on
Scaring	Coral oil	Love yourself while applying the oil
Sciatica	Red and blue oils	Stop fearing the future
Shingles	Coral and blue oils	Learn to flow easily with life
Shock and/or trauma	Orange oil	Repair aura by using orange oil down left and side of body or in the bath
Sinus	Indigo oil	Be aware of who is irritating you
Skin problems	Yellow oil	Are you too sensitive?
Skin - face	Angel of Enlightenment spray on face after cleansing	Wraps you in joy and builds confidence for the day
Solar plexus	Yellow oil	Builds your self confidence and power
Sore throat	Blue oil	Stop being a non-confrontist – helps you to speak your truth quietly & calmly

IMBALANCE	SUPPORTIVE COLOURS	BEHAVIOUR MODIFICATION
Space clearing	Angel of illumination spray plus Earth angel spray	Brings the light in very quickly – dispelling negativity. The earth angel wraps you in protection.
Spastic colon	Orange oil	Are you feeling fearful and insecure?
Speaking up	Blue oil	Helps you to express yourself calmly
Spine	(See back)	trust that you are supported
Spiritual disconnection	Magenta oil or Gateway to the Divine – magenta spray	Opens your soul connection to the divine
Spleen	Gold oil	Stop obsessing
Sprains	Blue oil	Are you resisting new direction?
Stiff neck	Blue oil	Note your inflexibility about something
Stiffness	Blue oil	Learn to be more flexible in life
Stomach	Yellow oil	Assimilate new ideas
Stretch marks	Coral oil	Love yourself and release scars of life
Stress	Yellow oil	Take time out and have fun
Stuttering	Blue oil	Build confidence to speak your truth
Sty	Blue oil	Deal with what is angering you
Surgery	Orange and blue oils	(see operations)
Suicidal	Violet oil	Focus on what brings you joy
Swelling	Blue oil	Where are you stuck in life?
Technophobia	Turquoise oil	Need to release emotional blockages
Time management	Magenta oil	You have the ability to stretch time
Throat	Blue oil	Need to calmly speak your truth
Thrush	Orange oil	Trust yourself and your decisions
Thymus	Green or turquoise oils	Feel protected and secure
Thyroid	Blue oil	Make time for yourself – self expression
Tinnitus	Indigo oil	Need to listen to your inner voice
Tonsillitis	Blue oil	Stop suppressing emotions and voice your truth
Tumors	Relate to chakra colour plus blue oil	Let go of resentments that are growing inside of you
Ulcers	Yellow oil	Stop stressing and make time for fun
Unemotional/distant	Turquoise oil	Have the courage to explore & release past hurts and emotional trauma
Unconditional love	Pink oil or Angelic wings of Love spray	Love yourself exactly as you are and you will attract love from others
Urinary infection	Yellow or gold oil	Let go of irritation and anger
Varicose veins	Red or blue oil	Red in the morning to boost energy and release anger. Blue in the evening to ease the legs
Venereal disease	Red oil	It is safe to experience sensual pleasure.
Victim consciousness	Coral oil	Learn to put yourself first rather than last in line. Honour and love yourself
Vomiting	Yellow oil	Change what you can't stomach in your life
Water retention	Turquoise or pearl oils	It is safe to feel and release the bottled emotions
Warts	Blue oil	Calmly release bottled anger and resentment

IMBALANCE	SUPPORTIVE COLOURS	BEHAVIOUR MODIFICATION
Wisdom teeth removed	Blue oil on jaw-line reduces swelling	Allow yourself space to think and grow
Womb problems	Coral oil	Nurture and love yourself
Wounds	Blue oil	Assists the healing process
Worry	Yellow or blue oils	Yellow teaches you to have more fun Blue calms the analytical mind
Wrists	Green or blue oils	Move through life with ease and creativity

## COURSES AND TRAINING:

### THE MAGIC OF COLOUR:

The first step to understanding and working with the chakras, colours, the Oils of Transformation as well as the Angel Sprays.

### MYSTERY OF COLOUR

This course takes you into the Divine Transformation oils – which are linked to the Archangels and Masters. You will learn which colours relate to which Being, with techniques on how to connect to, and work with them. This deepens your understanding and gives additional processes to use when working with the oils.

### ANTANEEA TECHNIQUE

For the ultimate healing experience, all of the Oils of Transformation are incorporated into a very special treatment, which uses them together with sound and symbols in a unique therapy. This helps to move us out of our “Time Gateways”, which are those experiences we keep repeating time and again. The treatment helps us to identify the ages at which we have first locked or stored traumatic experiences into the cells, and releases it – by doing this we let go of the need for the soul to keep setting up incidences to remind of what we still have to work on.

This is a 4 day hands-on healing experience, which incorporates:

- Soul Massage techniques,
- Mapping and reading the body to identify and release past trauma
- Supporting the physical, emotional and mental bodies with the use of colour and sound tools
- Meditations and Visualizations
- Counseling techniques

**For more information on these courses or to download the monthly newsletter see website [www.divine-space.com](http://www.divine-space.com)**

## ONGOING SUPPORT OFFERED

Penni puts together a monthly newsletter, which incorporates information and channeling from all over the world. This is a free service and is done with love to offer ongoing support and light to anyone interested. Please visit the website and subscribe if you would like to receive the monthly updates.

**For more information on these courses or to download the monthly newsletter see website [www.divine-space.com](http://www.divine-space.com)**

## THERAPIST COMMITMENT

- Anyone doing my workshops will be required to please keep the integrity of the work at all times. This means honoring where the information comes from and not teaching my techniques in your own courses. I am happy for you to pass on and use the understanding of colour but not my method of doing colour readings, unless you have been given permission to do so.
- Once you are proficient and confident and would like to be trained as a teacher of the Magic if Colour – please request it and I will arrange to train you. Teacher training is only offered to those people who have shown a commitment to our colour work and have completed all the Divine Space workshops
- Please do not use my bottles to make your own concoctions or angel sprays for use on clients. This does not hold the integrity of my products and gives the wrong perception of the energy and potency of my products.

# MAGIC OF COLOUR

## Client form

Name: \_\_\_\_\_ Phone: \_\_\_\_\_

Address: \_\_\_\_\_

Birth date: \_\_\_\_\_ email: \_\_\_\_\_

Do you have a NUT ALLERGY      Y / N (Oils contain macadamia and sweet almond)

PLEASE READ AND SIGN THIS BEFORE TREATMENT COMMENCES:

When used daily and consistently, the Divine Space products are highly effective in helping the individual acquire emotional balance. Your choice of oils and colours become signposts to assist you in identifying what needs to change in your life. When this is attained it will positively affect the physical health as we believe that most dis-ease is created by an emotion that has been stored and not been dealt with. In order to be highly effective you, the client needs to be pro-active in the process, as balance is only achieved by being aware of and changing your emotional response to situations in your lives. When you stop dwelling on, and talking about the dramas in your life, and begin focusing on the positive and joyful potential for the future - this is the first step to achieving lasting balance.

Each person takes responsibility for their own healing, and must be willing to work through the stored emotions in order to find the required balance. The Oils of Transformation, Light Matrix, Divine Transformation Oils, Angels of Transformation and Goddess sprays are not pharmaceutical medicines. These products are used on the body, in the bath, or in the air around the person and room. **THEY ARE NOT TO BE INGESTED.** Continued use may bring emotions to the surface to be dealt with and released; this is part of the healing process and is to be celebrated. Should the emotional release require further support, please make sure to seek help from your therapist, psychologist or health care practitioner.

The products have been known to accelerate healing and improve the body's natural regeneration and balance. They support allopathic or homeopathic remedies, please work closely with your professional health-care practitioner in order to monitor your need for medications, as these may change or fluctuate as the body balances itself.

Information contained in the newsletters, brochures, or on the website is not intended to be a substitute or a replacement for qualified medical advice, diagnosis, or treatment. Neither the owner(s), developer(s), or therapists(s) are rendering professional or medical advice.

Please confirm the following: I agree to take full responsibility for my own health, and do not hold the therapist liable for any physical, emotional or mental reactions that may occur after the treatment.

Signature: \_\_\_\_\_

Date: \_\_\_\_\_

Date:

<b>1: PAST</b>	<b>2: PRESENT</b>	<b>3: FUTURE</b>
<b>4: PHYSICAL</b>	<b>5: EMOTIONAL</b>	<b>6: MENTAL</b>
<b>7: BIGGEST ISSUE</b>	<b>8: PATHWAY</b>	<b>9: POTENTIAL</b>



**MAGIC OF COLOUR  
Client form**

Name: \_\_\_\_\_ Phone: \_\_\_\_\_

Address: \_\_\_\_\_

Birth date: \_\_\_\_\_ email: \_\_\_\_\_

<b>1</b>	<b>2</b>	<b>3</b>
<b>4</b>	<b>5</b>	<b>6</b>
<b>7</b>	<b>8</b>	<b>9</b>

**MAGIC OF COLOUR  
Client form**

Name: \_\_\_\_\_ Phone: \_\_\_\_\_

Address: \_\_\_\_\_

Birth date: \_\_\_\_\_ email: \_\_\_\_\_

<b>1</b>	<b>2</b>	<b>3</b>
<b>4</b>	<b>5</b>	<b>6</b>
<b>7</b>	<b>8</b>	<b>9</b>

